


SUMMARY REPORT OF DISBURSEMENTS
As of December 31, 2013
In Pesos


ANNEX D

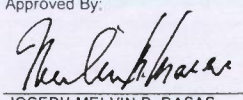
Department : National Economic and Development Authority
Agency/Operating Unit : Office of the Director General
Region/Province/City : Central Office, Regional Offices, and Regional Development Council
Fund : 101

PARTICULARS	CURRENT YEAR BUDGET				PRIOR YEAR'S BUDGET				PRIOR YEARS' OBLIGATIONS				SUB-TOTAL	TRUST LIABILITIES				Others	GRAND TOTAL			
	PS	MOOE	CO	TOTAL	PS	MOOE	CO	TOTAL	PS	MOOE	CO	TOTAL		PS	MOOE	CO	TOTAL		PS	MOOE	CO	TOTAL
(1)	(2)				(3)				(4)				(5)=2+3+4	(6)				(7)	(8)			
FIRST QUARTER																						
Notice of Cash Allocation	-	-	-	-	-	-	-	-	-	-	-	-	-	-	-	-	-	-	-	-		
MDS Checks Issued	144,588,363.26	43,309,347.49	70,000.00	187,967,710.75	244,360.00	8,435,911.99	91,354.91	8,771,626.90	821,224.89	5,369,670.46	-	6,190,895.35	202,930,233.00	-	-	-	-	220,108.70	145,653,948.15	57,114,929.94	161,354.91	202,930,233.00
Advice to Debit Account	-	-	-	-	-	-	-	-	-	-	-	-	-	-	-	-	-	220,108.70	220,108.70	-	-	220,108.70
Tax Remittance Advices Issued	15,038,755.01	1,637,414.68	-	16,676,169.69	-	57,788.74	5,000.09	62,788.83	750.00	19,791.91	-	20,541.91	16,759,500.43	-	-	-	-	-	15,039,505.01	1,714,995.33	5,000.09	16,759,500.43
Cash Disbursement Ceiling	-	-	-	-	-	-	-	-	-	-	-	-	-	-	-	-	-	-	-	-	-	-
Non-Cash Availment Authority	-	-	-	-	-	-	-	-	-	-	-	-	-	-	-	-	-	-	-	-	-	-
TOTAL	159,627,118.27	44,946,762.17	70,000.00	204,643,880.44	244,360.00	8,493,700.73	96,355.00	8,834,415.73	821,974.89	5,389,462.37	-	6,211,437.26	219,689,733.43	-	-	-	-	220,108.70	160,913,561.86	58,829,925.27	166,355.00	219,909,842.13
SECOND QUARTER																						
Notice of Cash Allocation	-	-	-	-	-	-	-	-	-	-	-	-	-	-	-	-	-	-	-	-	-	
MDS Checks Issued	165,027,556.30	53,447,256.65	4,448,021.56	222,922,834.51	-	2,341,830.64	8,053,715.55	10,395,546.19	1,477,835.40	7,109,524.86	9,137,713.80	17,725,074.06	251,043,454.76	-	-	-	-	256,943.70	166,505,391.70	62,898,612.15	21,639,450.91	251,043,454.76
Advice to Debit Account	-	-	-	-	-	-	-	-	-	-	-	-	-	-	-	-	-	256,943.70	256,943.70	640,357.16	2,576,769.35	3,474,070.21
Tax Remittance Advices Issued	14,752,312.96	2,039,493.45	531,263.75	17,323,070.16	-	13,097.25	34,949.25	48,046.50	-	251,553.67	-	251,553.67	17,622,670.33	-	-	-	-	-	14,752,312.96	2,304,144.37	566,213.00	17,622,670.33
Cash Disbursement Ceiling	-	-	-	-	-	-	-	-	-	-	-	-	-	-	-	-	-	-	-	-	-	-
Non-Cash Availment Authority	-	-	-	-	-	-	-	-	-	-	-	-	-	-	-	-	-	-	-	-	-	-
TOTAL	179,779,869.26	55,486,750.10	4,979,285.31	240,245,904.67	-	2,354,927.89	8,088,664.80	10,443,592.69	1,477,835.40	8,001,435.69	11,714,483.15	21,193,754.24	271,883,251.60	-	-	-	-	256,943.70	181,514,648.36	65,843,113.68	24,782,433.26	272,140,195.30
THIRD QUARTER																						
Notice of Cash Allocation	-	-	-	-	-	-	-	-	-	-	-	-	-	-	-	-	-	-	-	-	-	
MDS Checks Issued	131,913,080.21	53,123,074.85	4,763,551.85	189,799,706.91	-	10,224,880.33	335,087.70	10,559,968.03	-	2,610,042.24	316,028.64	2,926,070.88	203,285,745.82	-	-	-	-	-	131,913,080.21	65,957,997.42	5,414,668.19	203,285,745.82
Advice to Debit Account	-	-	-	-	-	-	-	-	-	-	-	-	-	-	-	-	-	72,702.90	72,702.90	-	-	72,702.90
Tax Remittance Advices Issued	14,884,498.30	2,270,875.70	183,480.57	17,338,854.57	-	6,593.87	14,594.97	21,188.84	-	2,198.93	21,068.58	23,267.51	17,383,310.92	-	-	-	-	-	14,884,498.30	2,279,668.50	219,144.12	17,383,310.92
Cash Disbursement Ceiling	-	-	-	-	-	-	-	-	-	-	-	-	-	-	-	-	-	-	-	-	-	-
Non-Cash Availment Authority	-	-	-	-	-	-	-	-	-	-	-	-	-	-	-	-	-	143,456,449.00	-	-	-	143,456,449.00
TOTAL	146,797,578.51	55,393,950.55	4,947,032.42	207,138,561.48	-	10,231,474.20	349,682.67	10,581,156.87	-	2,612,241.17	337,097.22	2,949,338.39	220,669,056.74	-	-	-	-	143,529,151.90	146,870,281.41	68,237,665.92	5,633,812.31	364,198,208.64
FOURTH QUARTER																						
Notice of Cash Allocation	-	-	-	-	-	-	-	-	-	-	-	-	-	-	-	-	-	-	-	-	-	
MDS Checks Issued	200,725,075.42	77,851,344.37	12,178,267.21	290,754,687.00	-	4,239,505.95	46,832,893.16	51,072,399.11	1,395,119.00	1,912,500.00	-	3,307,619.00	345,134,705.11	-	-	-	-	-	202,120,194.42	84,003,350.32	58,011,160.37	345,134,705.11
Advice to Debit Account	-	-	-	-	-	-	-	-	-	-	-	-	-	-	-	-	-	-	-	-	-	-
Tax Remittance Advices Issued	20,704,294.14	2,575,092.80	63,604.02	23,342,990.96	-	867,203.88	20,195.72	887,399.60	-	-	-	-	24,230,390.56	-	-	-	-	-	20,704,294.14	3,442,296.68	83,799.74	24,230,390.56
Cash Disbursement Ceiling	-	-	-	-	-	-	-	-	-	-	-	-	-	-	-	-	-	-	-	-	-	-
Non-Cash Availment Authority	-	-	-	-	-	-	-	-	-	-	-	-	-	-	-	-	-	-	-	-	-	-
TOTAL	221,429,369.56	80,426,437.17	12,241,871.23	314,097,677.96	-	5,106,709.83	46,853,088.88	51,959,798.71	1,395,119.00	1,912,500.00	-	3,307,619.00	369,365,095.67	-	-	-	-	-	222,824,488.56	87,445,647.00	59,094,960.11	369,365,095.67
GRAND TOTAL	707,633,935.60	236,253,899.99	22,238,188.96	966,126,024.55	244,360.00	26,186,812.65	55,387,791.35	81,818,964.00	3,694,929.29	17,915,639.23	12,051,580.37	33,662,148.89	1,081,607,137.44	-	-	-	-	144,006,204.30	712,122,980.19	280,356,351.87	89,677,560.68	1,225,613,341.74

Note: Based on Consolidated Reports of Disbursements submitted by all NROs, RDCs and CO.
Total prior years obligations includes replacement of cancelled checks amounting to P 1,465,781.28 due to change in payee's name and P 174,937.22 representing FY 2011 accounts payable. The total of P 1,640,718.50 represents the difference between the total prior years' obligation (Annex D) and total disbursements (Annex C)

Certified Correct:

VIRGINIA S. ATIENZA
Budget Officer
Date: _____


LINDA C. PASCUAL
Chief Accountant
Date: _____

Approved By:

JOSEPH MELVIN B. BASAS
Director IV, Financial, Planning and Management Staff
Date: _____





SUMMARY REPORT OF DISBURSEMENTS
As of December 31, 2013
In Pesos

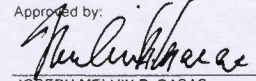
ANNEX D

Department : National Economic and Development Authority
Agency/Operating Unit : Office of the Director General
Region/Province/City : Central Office
Fund : 101

PARTICULARS	CURRENT YEAR BUDGET				PRIOR YEAR'S BUDGET				PRIOR YEARS' OBLIGATIONS				SUB-TOTAL (5)=2+3+4	TRUST LIABILITIES				Others	GRAND TOTAL			
	PS	MOOE	CO	TOTAL	PS	MOOE	CO	TOTAL	PS	MOOE	CO	TOTAL		PS	MOOE	CO	TOTAL		PS	MOOE	CO	TOTAL
(1)	(2)				(3)				(4)				(5)	(6)				(7)	(8)			
FIRST QUARTER																						
Notice of Cash Allocation																						
MDS Checks Issued	74,021,422.49	18,979,942.27		93,001,364.76		5,649,785.47		5,649,785.47	309,909.52	2,876,195.97		3,186,105.49	101,837,255.72						74,331,332.01	27,505,923.71	-	101,837,255.72
Advice to Debit Account				-				-				-	-						-	-	-	-
Tax Remittance Advices Issued	6,450,525.39	861,341.34		7,311,866.73				-				-	7,311,866.73						6,450,525.39	861,341.34	-	7,311,866.73
Cash Disbursement Ceiling				-				-				-	-						-	-	-	-
Non-Cash Availment Authority				-				-				-	-						-	-	-	-
TOTAL	80,471,947.88	19,841,283.61	-	100,313,231.49	-	5,649,785.47	-	5,649,785.47	309,909.52	2,876,195.97	-	3,186,105.49	109,149,122.45	-	-	-	-	-	80,781,857.40	28,367,265.05	-	109,149,122.45
SECOND QUARTER																						
Notice of Cash Allocation																						
MDS Checks Issued	86,885,292.76	19,174,775.67		106,060,068.43		1,810,542.97	31,932.50	1,842,475.47		3,662,083.54	8,190,426.20	11,852,509.74	119,755,053.64						86,885,292.76	24,647,402.18	8,222,358.70	119,755,053.64
Advice to Debit Account				-				-		640,357.16	2,576,769.35	3,217,126.51	3,217,126.51						-	640,357.16	2,576,769.35	3,217,126.51
Tax Remittance Advices Issued	6,462,969.38	976,593.12	314,013.68	7,753,576.18				-		250,387.21		8,003,963.39	8,003,963.39						6,462,969.38	1,226,980.33	314,013.68	8,003,963.39
Cash Disbursement Ceiling				-				-				-	-						-	-	-	-
Non-Cash Availment Authority				-				-				-	-						-	-	-	-
TOTAL	93,348,262.14	20,151,368.79	314,013.68	113,813,644.61	-	1,810,542.97	31,932.50	1,842,475.47	-	4,552,827.91	10,767,195.55	15,320,023.46	130,976,143.54	-	-	-	-	-	93,348,262.14	26,514,739.67	11,113,141.73	130,976,143.54
THIRD QUARTER																						
Notice of Cash Allocation																						
MDS Checks Issued	63,339,452.17	23,944,689.13		87,284,141.30		9,699,591.94	58,867.87	9,758,459.81		2,445,378.78		2,445,378.78	99,487,979.89						63,339,452.17	36,089,659.85	58,867.87	99,487,979.89
Advice to Debit Account				-				-				-	-						-	-	-	-
Tax Remittance Advices Issued	7,394,485.07	1,222,849.06		8,617,334.13				-				8,617,334.13	8,617,334.13						7,394,485.07	1,222,849.06	-	8,617,334.13
Cash Disbursement Ceiling				-				-				-	-						-	-	-	-
Non-Cash Availment Authority				-				-				-	-						-	-	-	-
TOTAL	70,733,937.24	25,167,538.19	-	95,901,475.43	-	9,699,591.94	58,867.87	9,758,459.81	-	2,445,378.78	-	2,445,378.78	108,105,314.02	-	-	-	-	143,456,449.00	70,733,937.24	37,312,508.91	58,867.87	251,561,763.02
FOURTH QUARTER																						
Notice of Cash Allocation																						
MDS Checks Issued	42,669,487.03	36,756,833.71	8,513,356.22	87,939,676.96		3,610,025.87		3,610,025.87		1,912,500.00		1,912,500.00	93,462,202.83						42,669,487.03	42,279,359.58	8,513,356.22	93,462,202.83
Advice to Debit Account				-				-				-	-						-	-	-	-
Tax Remittance Advices Issued	12,096,705.74	863,795.97		12,960,501.71		867,203.88		867,203.88				13,827,705.59	13,827,705.59						12,096,705.74	1,730,999.85	-	13,827,705.59
Cash Disbursement Ceiling				-				-				-	-						-	-	-	-
Non-Cash Availment Authority				-				-				-	-						-	-	-	-
TOTAL	54,766,192.77	37,620,629.68	8,513,356.22	100,900,178.67	-	4,477,229.75	-	4,477,229.75	-	1,912,500.00	-	1,912,500.00	107,289,908.42	-	-	-	-	-	54,766,192.77	44,010,359.43	8,513,356.22	107,289,908.42
GRAND TOTAL	299,320,340.03	102,780,820.27	8,827,369.90	410,928,530.20	-	21,637,150.13	90,800.37	21,727,950.50	309,909.52	11,786,902.66	10,767,195.55	22,864,007.73	455,520,488.43	-	-	-	-	143,456,449.00	299,630,249.55	136,204,873.06	19,685,365.82	598,976,937.43

Certified Correct:

 VIRGINIA S. ARMENTA
 Budget Officer
 Date: _____


 LIJINDA C. PASCUAL
 Chief Accountant
 Date: _____

Approved by:

 JOSEPH MELVIN B. BASAS
 Director IV, Financial, Planning and Management Staff
 Date: _____

SUMMARY REPORT OF DISBURSEMENTS

As of December 31, 2013

In Pesos


ANNEX D

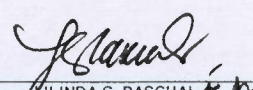
Department : National Economic and Development Authority
 Agency/Operating Unit : Office of the Director General
 Region/Province/City : Regional Offices
 Fund : 101

PARTICULARS	CURRENT YEAR BUDGET				PRIOR YEAR'S BUDGET				PRIOR YEARS' OBLIGATIONS				SUB-TOTAL	TRUST LIABILITIES				Others	GRAND TOTAL			
	PS	MOOE	CO	TOTAL	PS	MOOE	CO	TOTAL	PS	MOOE	CO	TOTAL		PS	MOOE	CO	TOTAL		PS	MOOE	CO	TOTAL
(1)	(2)				(3)				(4)				(5) = 2+3+4	(6)				(7)	(8)			
FIRST QUARTER																						
Notice of Cash Allocation	-	-	-	-	-	-	-	-	-	-	-	-	-	-	-	-	-	-	-	-		
MDS Checks Issued	69,847,944.54	11,658,807.55	70,000.00	81,576,752.09	-	595,785.06	91,354.91	687,139.97	336,996.46	1,707,673.99	-	2,044,670.45	84,308,562.51	-	-	-	-	70,184,941.00	13,962,266.60	161,354.91	84,308,562.51	
Advice to Debit Account	-	-	-	-	-	-	-	-	-	-	-	-	-	-	-	-	220,108.70	220,108.70	-	220,108.70		
Tax Remittance Advices Issued	8,579,895.08	363,405.32	-	8,943,300.40	-	2,011.83	5,000.09	7,011.92	-	-	-	-	8,950,312.32	-	-	-	-	8,579,895.08	365,417.15	5,000.09	8,950,312.32	
Cash Disbursement Ceiling	-	-	-	-	-	-	-	-	-	-	-	-	-	-	-	-	-	-	-	-		
Non-Cash Availment Authority	-	-	-	-	-	-	-	-	-	-	-	-	-	-	-	-	-	-	-	-		
TOTAL	78,427,839.62	12,022,212.87	70,000.00	90,520,052.49	-	597,796.89	96,355.00	694,151.89	336,996.46	1,707,673.99	-	2,044,670.45	93,258,874.83	-	-	-	220,108.70	78,984,944.78	14,327,683.75	166,355.00	93,478,983.53	
SECOND QUARTER																						
Notice of Cash Allocation	-	-	-	-	-	-	-	-	-	-	-	-	-	-	-	-	-	-	-	-		
MDS Checks Issued	77,401,427.12	18,119,967.86	4,448,021.56	99,969,416.54	-	17,365.25	8,021,783.05	8,039,148.30	1,277,235.40	-	947,287.60	2,224,523.00	110,233,087.84	-	-	-	-	78,678,662.52	18,137,333.11	13,417,092.21	110,233,087.84	
Advice to Debit Account	-	-	-	-	-	-	-	-	-	-	-	-	-	-	-	-	256,943.70	256,943.70	-	256,943.70		
Tax Remittance Advices Issued	8,267,667.58	587,145.30	217,250.07	9,072,062.95	-	-	34,949.25	34,949.25	-	-	-	-	9,107,012.20	-	-	-	-	8,267,667.58	587,145.30	252,199.32	9,107,012.20	
Cash Disbursement Ceiling	-	-	-	-	-	-	-	-	-	-	-	-	-	-	-	-	-	-	-	-		
Non-Cash Availment Authority	-	-	-	-	-	-	-	-	-	-	-	-	-	-	-	-	-	-	-	-		
TOTAL	85,669,094.70	18,707,113.16	4,665,271.63	109,041,479.49	-	17,365.25	8,056,732.30	8,074,097.55	1,277,235.40	-	947,287.60	2,224,523.00	119,340,100.04	-	-	-	256,943.70	87,203,273.80	18,724,478.41	13,669,291.53	119,597,043.74	
THIRD QUARTER																						
Notice of Cash Allocation	-	-	-	-	-	-	-	-	-	-	-	-	-	-	-	-	-	-	-	-		
MDS Checks Issued	67,863,733.87	14,772,894.77	4,763,551.85	87,400,180.49	-	-	276,219.83	276,219.83	-	-	316,028.64	316,028.64	87,992,428.96	-	-	-	-	67,863,733.87	14,772,894.77	5,355,800.32	87,992,428.96	
Advice to Debit Account	-	-	-	-	-	-	-	-	-	-	-	-	-	-	-	-	72,702.90	72,702.90	-	72,702.90		
Tax Remittance Advices Issued	7,481,693.70	564,966.14	183,480.57	8,230,140.41	-	-	14,594.97	14,594.97	-	-	21,068.58	21,068.58	8,265,803.96	-	-	-	-	7,481,693.70	564,966.14	219,144.12	8,265,803.96	
Cash Disbursement Ceiling	-	-	-	-	-	-	-	-	-	-	-	-	-	-	-	-	-	-	-	-		
Non-Cash Availment Authority	-	-	-	-	-	-	-	-	-	-	-	-	-	-	-	-	-	-	-	-		
TOTAL	75,345,427.57	15,337,860.91	4,947,032.42	95,630,320.90	-	-	290,814.80	290,814.80	-	-	337,097.22	337,097.22	96,258,232.92	-	-	-	72,702.90	75,418,130.47	15,337,860.91	5,574,944.44	96,330,935.82	
FOURTH QUARTER																						
Notice of Cash Allocation	-	-	-	-	-	-	-	-	-	-	-	-	-	-	-	-	-	-	-	-		
MDS Checks Issued	156,857,300.88	24,053,472.50	3,664,910.99	184,575,684.37	-	512,043.40	46,832,893.18	47,344,936.56	1,395,119.00	-	-	1,395,119.00	233,315,739.93	-	-	-	-	158,252,419.88	24,565,515.90	50,497,804.15	233,315,739.93	
Advice to Debit Account	-	-	-	-	-	-	-	-	-	-	-	-	-	-	-	-	-	-	-	-		
Tax Remittance Advices Issued	8,562,910.23	1,187,798.46	63,604.02	9,814,312.71	-	-	20,195.72	20,195.72	-	-	-	-	9,834,508.43	-	-	-	-	8,562,910.23	1,187,798.46	83,799.74	9,834,508.43	
Cash Disbursement Ceiling	-	-	-	-	-	-	-	-	-	-	-	-	-	-	-	-	-	-	-	-		
Non-Cash Availment Authority	-	-	-	-	-	-	-	-	-	-	-	-	-	-	-	-	-	-	-	-		
TOTAL	165,420,211.11	25,241,270.96	3,728,515.01	194,389,997.08	-	512,043.40	46,853,088.88	47,365,132.28	1,395,119.00	-	-	1,395,119.00	243,150,248.36	-	-	-	-	166,815,330.11	25,753,314.36	50,581,603.89	243,150,248.36	
GRAND TOTAL	404,862,573.00	71,308,457.90	13,410,819.06	489,581,849.96	-	1,127,205.54	55,296,990.98	56,424,196.52	3,009,350.86	1,707,673.99	1,284,384.82	6,001,409.67	552,007,456.15	-	-	-	549,755.30	408,421,679.16	74,143,337.43	69,992,194.86	552,557,211.45	


Note: Based on Consolidated Reports of Disbursements submitted by all NROs.

Certified Correct:


 VIRGINIA SOLATENTA
 Budget Officer
 Date:


 LILINDA C. PASCUAL
 Chief Accountant
 Date:

Approved by:


 JOSEPH MELVIN B. BASAS
 Director IV, Financial, Planning and Management Staff
 Date:

SUMMARY REPORT OF DISBURSEMENTS

As of December 31, 2013

In Pesos


Department : National Economic and Development Authority
 Agency/Operating Unit : Office of the Director General
 Region/Province/City : Regional Development Council
 Fund : 101

ANNEX D

PARTICULARS	CURRENT YEAR BUDGET				PRIOR YEAR'S BUDGET				PRIOR YEARS' OBLIGATIONS				SUB-TOTAL	TRUST LIABILITIES					GRAND TOTAL				
	PS	MOOE	CO	TOTAL	PS	MOOE	CO	TOTAL	PS	MOOE	CO	TOTAL		PS	MOOE	CO	TOTAL	Others	PS	MOOE	CO	TOTAL	
(1)	(2)				(3)				(4)				(5)=2+3+4	(6)					(7)	(8)			
FIRST QUARTER																							
Notice of Cash Allocation	-	-	-	-	-	-	-	-	-	-	-	-	-	-	-	-	-	-	-	-	-		
MDS Checks Issued	718,996.23	12,670,597.67	-	13,389,593.90	244,360.00	2,190,341.46	-	2,434,701.46	174,318.91	785,800.50	-	960,119.41	16,784,414.77	-	-	-	-	-	1,137,675.14	15,646,739.63	-	16,784,414.77	
Advice to Debit Account	-	-	-	-	-	-	-	-	-	-	-	-	-	-	-	-	-	-	-	-	-	-	
Tax Remittance Advices Issued	8,334.54	412,668.02	-	421,002.56	-	55,776.91	-	55,776.91	750.00	19,791.91	-	20,541.91	497,321.38	-	-	-	-	-	9,084.54	488,236.84	-	497,321.38	
Cash Disbursement Ceiling	-	-	-	-	-	-	-	-	-	-	-	-	-	-	-	-	-	-	-	-	-	-	
Non-Cash Availment Authority	-	-	-	-	-	-	-	-	-	-	-	-	-	-	-	-	-	-	-	-	-	-	
TOTAL	727,330.77	13,083,265.69	-	13,810,596.46	244,360.00	2,246,118.37	-	2,490,478.37	175,068.91	805,592.41	-	980,661.32	17,281,736.15	-	-	-	-	-	1,146,759.68	16,134,976.47	-	17,281,736.15	
SECOND QUARTER																							
Notice of Cash Allocation	-	-	-	-	-	-	-	-	-	-	-	-	-	-	-	-	-	-	-	-	-	-	
MDS Checks Issued	740,836.42	16,152,513.12	-	16,893,349.54	-	513,922.42	-	513,922.42	200,600.00	3,447,441.32	-	3,648,041.32	21,055,313.28	-	-	-	-	-	941,436.42	20,113,876.86	-	21,055,313.28	
Advice to Debit Account	-	-	-	-	-	-	-	-	-	-	-	-	-	-	-	-	-	-	-	-	-	-	
Tax Remittance Advices Issued	21,676.00	475,755.03	-	497,431.03	-	13,097.25	-	13,097.25	-	1,166.46	-	1,166.46	511,694.74	-	-	-	-	-	21,676.00	490,018.74	-	511,694.74	
Cash Disbursement Ceiling	-	-	-	-	-	-	-	-	-	-	-	-	-	-	-	-	-	-	-	-	-	-	
Non-Cash Availment Authority	-	-	-	-	-	-	-	-	-	-	-	-	-	-	-	-	-	-	-	-	-	-	
TOTAL	762,512.42	16,628,268.15	-	17,390,780.57	-	527,019.67	-	527,019.67	200,600.00	3,448,607.78	-	3,649,207.78	21,567,008.02	-	-	-	-	-	963,112.42	20,603,895.60	-	21,567,008.02	
THIRD QUARTER																							
Notice of Cash Allocation	-	-	-	-	-	-	-	-	-	-	-	-	-	-	-	-	-	-	-	-	-	-	
MDS Checks Issued	709,894.17	14,405,490.95	-	15,115,385.12	-	525,288.39	-	525,288.39	-	164,663.46	-	164,663.46	15,805,336.97	-	-	-	-	-	709,894.17	15,095,442.80	-	15,805,336.97	
Advice to Debit Account	-	-	-	-	-	-	-	-	-	-	-	-	-	-	-	-	-	-	-	-	-	-	
Tax Remittance Advices Issued	8,319.53	483,060.50	-	491,380.03	-	6,593.87	-	6,593.87	-	2,198.93	-	2,198.93	500,172.83	-	-	-	-	-	8,319.53	491,853.30	-	500,172.83	
Cash Disbursement Ceiling	-	-	-	-	-	-	-	-	-	-	-	-	-	-	-	-	-	-	-	-	-	-	
Non-Cash Availment Authority	-	-	-	-	-	-	-	-	-	-	-	-	-	-	-	-	-	-	-	-	-	-	
TOTAL	718,213.70	14,888,551.45	-	15,606,765.15	-	531,882.26	-	531,882.26	-	166,862.39	-	166,862.39	16,305,509.80	-	-	-	-	-	718,213.70	15,587,296.10	-	16,305,509.80	
FOURTH QUARTER																							
Notice of Cash Allocation	-	-	-	-	-	-	-	-	-	-	-	-	-	-	-	-	-	-	-	-	-	-	
MDS Checks Issued	1,198,287.51	17,041,038.16	-	18,239,325.67	-	117,436.68	-	117,436.68	-	-	-	-	18,356,762.35	-	-	-	-	-	1,198,287.51	17,158,474.84	-	18,356,762.35	
Advice to Debit Account	-	-	-	-	-	-	-	-	-	-	-	-	-	-	-	-	-	-	-	-	-	-	
Tax Remittance Advices Issued	44,678.17	523,498.37	-	568,176.54	-	-	-	-	-	-	-	-	568,176.54	-	-	-	-	-	44,678.17	523,498.37	-	568,176.54	
Cash Disbursement Ceiling	-	-	-	-	-	-	-	-	-	-	-	-	-	-	-	-	-	-	-	-	-	-	
Non-Cash Availment Authority	-	-	-	-	-	-	-	-	-	-	-	-	-	-	-	-	-	-	-	-	-	-	
TOTAL	1,242,965.68	17,564,536.53	-	18,807,502.21	-	117,436.68	-	117,436.68	-	-	-	-	18,924,938.89	-	-	-	-	-	1,242,965.68	17,681,973.21	-	18,924,938.89	
GRAND TOTAL	3,451,022.57	62,184,621.82	-	65,615,644.39	244,360.00	3,422,456.98	-	3,666,816.98	375,668.91	4,421,062.58	-	4,796,731.49	74,079,192.86	-	-	-	-	-	4,071,051.48	70,008,141.38	-	74,079,192.86	


Note: Based on Consolidated Reports of Disbursements submitted by all RDCs.

Certified Correct:


 VIRGINIA S. AYENTA
 Budget Officer
 Date:

LILINDA C. PASCUAL
 Chief Accountant
 Date:

Approved by:


 JOSEPH MELVIN B. BASAS
 Director IV, Financial, Planning and Management Staff
 Date: