

CONSOLIDATED MONTHLY REPORT OF DISBURSEMENTS
For the month of April, 2016

Department : National Economic and Development Authority (NEDA)
 Agency : Office of the Director-General
 Operating Unit : NEDA Central Office, NEDA Regional Offices and Regional Development Councils (NCO, NRO & RDC)
 Organization Code (UACS) : 24001010000
 Funding Source Code (as clustered) : 101

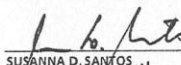

PARTICULARS	CURRENT YEAR'S BUDGET					PRIOR YEARS' BUDGET										TRUST LIABILITIES					GRAND TOTAL									
	PS	MOOE	Fin. Exp	CO	TOTAL	PRIOR YEARS' ACCOUNTS PAYABLE					CURRENT YEAR'S ACCOUNTS PAYABLE					SUB-TOTAL	PS	MOOE	Fin. Exp	CO	TOTAL	PS	MOOE	Fin. Exp	CO	TOTAL				
						PS	MOOE	Fin. Exp	CO	Sub-Total	PS	MOOE	Fin. Exp	CO	Sub-Total												TOTAL			
APRIL																														
Notice of Cash Allocation (NCA)																														
MDS Checks Issued	29,652,273.42	11,149,108.76	-	1,040,773.91	41,842,156.09	14,010.43	42,981.80	-	-	56,992.23	276,708.55	290,869.19	-	-	567,577.74	624,569.97	42,466,726.06	-	-	-	-	-	29,942,992.40	11,482,959.75	-	1,040,773.91	42,466,726.06			
Advice to Debit Account	11,811,744.57	2,127,358.29	-	-	13,939,102.86	-	3,888.90	-	255,595.72	259,424.62	259,662.32	37,913,724.00	-	1,338,611.56	39,505,997.88	39,765,422.50	53,704,525.36	-	-	-	-	-	12,065,406.89	40,044,971.19	-	1,594,147.28	53,704,525.36			
Working Fund (NCA issued to BTR)	-	-	-	-	-	-	-	-	-	-	-	-	-	-	-	-	-	-	-	-	-	-	-	-	-	-	-	-		
Tax Remittance Advices Issued (TRA)	5,189,599.29	404,201.55	-	37,287.76	5,631,088.60	-	2,131.11	-	14,464.28	16,595.39	11,498.43	2,556,383.51	-	43,986.04	2,611,867.98	2,628,463.37	8,259,551.97	-	-	-	-	-	5,201,097.72	2,962,716.17	-	95,738.08	8,259,551.97			
Cash Disbursement Ceiling (CDC)	-	-	-	-	-	-	-	-	-	-	-	-	-	-	-	-	-	-	-	-	-	-	-	-	-	-	-	-		
Non-Cash Availment Authority (NCAA)	-	-	-	-	-	-	-	-	-	-	-	-	-	-	-	-	-	-	-	-	-	-	-	-	-	-	-	-		
Others (CDT, BTR Docs Stamp, etc.)	-	-	-	-	-	-	-	-	-	-	-	-	-	-	-	-	-	-	-	-	-	-	-	-	-	-	-	-		
TOTAL	46,653,617.28	13,680,668.60	-	1,078,061.67	61,412,347.55	14,010.43	49,001.81	-	270,000.00	333,022.24	541,869.30	40,760,976.70	-	1,382,597.60	42,685,443.60	43,018,455.84	104,430,803.39	-	-	-	-	-	47,209,497.01	54,490,647.11	-	2,730,659.27	104,430,803.39			
GRAND TOTAL	184,925,968.70	55,587,876.42	-	3,259,629.09	243,773,474.21	5,858,953.10	24,100,248.60	-	7,220,666.10	37,179,867.60	1,363,284.67	53,623,680.82	-	2,705,217.66	57,692,183.15	84,872,050.85	338,645,525.16	-	-	-	-	192,148,206.47	133,311,805.84	-	13,185,512.85	338,645,525.16				

SUMMARY:	Previous Report	This Month	As of Date
Total Disbursement Authorities Received			
NCA	216,524,486.24	120,600,172.40	337,124,658.64
Working Fund	-	-	-
TRA	23,231,137.13	8,259,551.97	31,490,689.10
CDC	-	-	-
NCAA	54,000.00	-	54,000.00
Others (CDT, BTR Docs Stamp, etc.)	-	-	-
Less: Notice of Transfer Allocations (NTA)* issued			
Total Disbursements Authorities Available	239,809,623.37	128,859,724.37	368,669,347.74
Less: Lapsed NCA	5,594,901.60	-	5,594,901.60
Disbursements *	234,214,721.77	104,430,803.39	338,645,525.16
Balance of Disbursements Authorities as of date	-	24,428,920.98	24,428,920.98


	Previous Report	This Month	As of Date
Total Disbursements Program	239,306,738.43	88,540,043.12	327,846,781.55
Less: * Actual Disbursements	234,214,721.77	104,430,803.39	338,645,525.16
(Over)/Underspending	5,092,016.66	(15,890,760.27)	(10,798,748.61)

Notes: The use of NTA is discouraged
* Amounts should only

Certified Correct:


 SUSANNA D. SANTOS
 City Chief Accountant
 Date: 

Approved By:


 ATTY. JOSEPH MELVIN B. BASAS
 Director IV, Financial Planning Management Staff
 Date:

