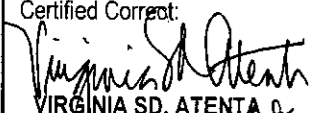




PARTICULARS	UACS CODE	Appropriations			Allotments					Current Year Obligations					Current Year Disbursement					Balances																								
		Authorized Appropriation	Adjustments (Transfer To/From, Realignment)	Adjusted Appropriations	Allotments Received	Adjustments (Withdrawal, Realignment)	Transfer To	Transfer From	Adjusted Total Allotments	1st Quarter ending March 31	2nd Quarter ending June 30	3rd Quarter ending Sep. 30	4th Quarter ending Dec. 31	Total	1st Quarter ending March 31	2nd Quarter ending June 30	3rd Quarter ending Sep. 30	4th Quarter ending Dec. 31	Total	Unreleased Appropriations	Unobligated Allotment	Unpaid Obligations (15-20) = (23+24)																						
1	2	3	4	5=(3+4)	6	7	8	9	10=(6+(-)7-8+9)	11	12	13	14	15=(11+12+13+14)	16	17	18	19	20=16+17+18+19)	21=(5-10)	22=(10-15)	23	24																					
III. SPECIAL PURPOSE FUND																																												
Miscellaneous Personnel Benefits Fund																																												
Personal Services	50100000-00	122,434,679.00	-	122,434,679.00	122,434,679.00	-	-	-	122,434,679.00	-	2,831,010.57	41,056,691.92	63,445,130.57	107,332,833.06	-	2,831,010.57	39,795,124.92	63,561,513.68	106,187,649.17	-	15,101,845.94	1,145,183.89	-																					
Maint. & Other Operating Exp.(MOOE)	50200000-00	-	-	-	-	-	-	-	-	-	-	-	-	-	-	-	-	-	-	-	-	-	-																					
Capital Outlay	50600000-00	-	-	-	-	-	-	-	-	-	-	-	-	-	-	-	-	-	-	-	-	-	-																					
Total MPBF		122,434,679.00	-	122,434,679.00	122,434,679.00	-	-	-	122,434,679.00	-	2,831,010.57	41,056,691.92	63,445,130.57	107,332,833.06	-	2,831,010.57	39,795,124.92	63,561,513.68	106,187,649.17	-	15,101,845.94	1,145,183.89	-																					
Pensions and Gratuity Fund																																												
Personal Services	50100000-00	14,861,818.00	-	14,861,818.00	14,861,818.00	-	-	-	14,861,818.00	831,572.26	1,154,502.09	5,590,186.56	7,045,450.55	14,621,711.46	831,572.26	1,154,502.09	3,031,506.06	9,604,131.05	14,621,711.46	-	240,106.54	-	-																					
Maint. & Other Operating Exp.(MOOE)	50200000-00	-	-	-	-	-	-	-	-	-	-	-	-	-	-	-	-	-	-	-	-	-	-																					
Capital Outlay	50600000-00	-	-	-	-	-	-	-	-	-	-	-	-	-	-	-	-	-	-	-	-	-	-																					
Total PGF		14,861,818.00	-	14,861,818.00	14,861,818.00	-	-	-	14,861,818.00	831,572.26	1,154,502.09	5,590,186.56	7,045,450.55	14,621,711.46	831,572.26	1,154,502.09	3,031,506.06	9,604,131.05	14,621,711.46	-	240,106.54	-	-																					
Total SPECIAL PURPOSE FUND		137,296,497.00	-	137,296,497.00	137,296,497.00	-	-	-	137,296,497.00	831,572.26	3,985,512.66	46,646,878.48	70,490,581.12	121,954,544.52	831,572.26	3,985,512.66	42,826,630.98	73,165,644.73	120,809,360.63	-	15,341,952.48	1,145,183.89	-																					
Personal Services	PS	137,296,497.00	-	137,296,497.00	137,296,497.00	-	-	-	137,296,497.00	831,572.26	3,985,512.66	46,646,878.48	70,490,581.12	121,954,544.52	831,572.26	3,985,512.66	42,826,630.98	73,165,644.73	120,809,360.63	-	15,341,952.48	1,145,183.89	-																					
Miscellaneous and Other Operating Expenses	MOOE	-	-	-	-	-	-	-	-	-	-	-	-	-	-	-	-	-	-	-	-	-	-																					
Capital Outlay	CO	-	-	-	-	-	-	-	-	-	-	-	-	-	-	-	-	-	-	-	-	-	-																					
Total		137,296,497.00	-	137,296,497.00	137,296,497.00	-	-	-	137,296,497.00	831,572.26	3,985,512.66	46,646,878.48	70,490,581.12	121,954,544.52	831,572.26	3,985,512.66	42,826,630.98	73,165,644.73	120,809,360.63	-	15,341,952.48	1,145,183.89	-																					
GRAND TOTAL		1,319,590,038.00	0.60	1,319,590,038.60	1,129,110,346.00	-	10,800,376.10	10,800,376.70	1,129,110,346.60	185,804,225.33	201,952,330.36	249,543,748.27	325,660,233.38	962,960,537.34	165,535,581.95	215,702,803.04	181,474,705.94	315,591,842.40	878,304,933.33	190,479,692.00	166,149,809.26	84,655,604.01	-																					
Personal Services	PS	641,991,038.00	24,683,408.60	666,674,446.60	641,991,038.00	24,683,408.00	5,150,275.54	5,150,276.14	666,674,446.60	146,478,184.28	144,422,075.57	170,274,396.95	168,774,515.87	629,949,172.67	129,981,699.02	160,856,975.14	123,475,643.42	205,226,127.51	619,540,445.09	-	36,725,273.93	10,408,727.58	-																					
Miscellaneous and Other Operating Expenses	MOOE	613,790,000.00	(24,683,408.00)	589,106,592.00	423,310,308.00	(24,683,408.00)	5,650,100.56	5,650,100.56	398,626,900.00	38,704,973.79	50,935,840.52	64,548,111.09	126,603,981.97	280,792,907.37	34,932,815.67	51,385,705.86	50,639,118.69	88,384,498.47	225,342,138.69	190,479,692.00	117,833,992.63	55,450,768.68	-																					
Capital Outlay	CO	63,809,000.00	-	63,809,000.00	63,809,000.00	-	-	-	63,809,000.00	621,067.26	6,594,414.27	14,721,240.23	30,281,735.54	52,218,457.30	621,067.26	3,460,122.04	7,359,943.83	21,981,216.42	33,422,349.55	-	11,590,542.70	18,796,107.75	-																					
Total		1,319,590,038.00	0.60	1,319,590,038.60	1,129,110,346.00	-	10,800,376.10	10,800,376.70	1,129,110,346.60	185,804,225.33	201,952,330.36	249,543,748.27	325,660,233.38	962,960,537.34	165,535,581.95	215,702,803.04	181,474,705.94	315,591,842.40	878,304,933.33	190,479,692.00	166,149,809.26	84,655,604.01	-																					
Recapitulation																																												
MFO 1		101,272,000.00	(2,305,600.00)	98,966,400.00	101,272,000.00	(2,305,600.00)	1,358,684.84	1,358,684.84	98,966,400.00	26,126,348.91	23,812,197.09	25,157,306.41	17,673,864.49	92,769,716.90	22,361,466.47	27,296,115.83	16,470,366.27	23,918,919.60	90,046,868.17	-	6,196,683.10	2,722,848.73	-																					
MFO 2		276,047,000.00	(2,977,280.00)	273,069,720.00	267,017,308.00	(2,977,280.00)	1,647,003.61	1,647,003.61	264,040,028.00	31,823,808.96	39,843,096.54	44,606,326.03	76,977,798.82	193,051,030.35	28,020,091.50	42,022,166.65	28,271,321.76	60,834,929.64	159,148,509.55	9,029,692.00	70,988,997.65	33,902,520.80	-																					
MFO 3		90,340,000.00	(4,429,242.00)	85,910,758.00	90,340,000.00	(4,429,242.00)	277,633.55	277,633.55	85,910,758.00	19,372,082.15	17,432,888.58	26,301,630.79	15,960,208.05	79,066,809.57	16,684,253.53	19,999,458.84	19,404,614.53	21,209,882.73	77,298,209.63	-	6,843,948.43	1,768,599.94	-																					
MFO 4		304,969,000.00	(4,987,959.00)	299,981,041.00	123,519,000.00	(4,987,959.00)	129,100.00	129,100.00	118,531,041.00	29,151,985.57	26,120,822.80	11,760,281.98	19,167,783.81	86,200,874.16	25,912,206.08	28,503,935.65	12,282,924.76	12,012,992.49	78,712,059.98	181,450,000.00	32,330,166.84	7,488,815.18	-																					
Total		772,628,000.00	(14,700,081.00)	757,927,919.00	582,148,308.00	(14,700,081.00)	3,412,422.00	3,412,422.00	567,448,227.00	106,274,225.59	107,209,005.01	107,825,545.21	129,779,655.17	451,088,430.98	92,978,017.58	117,821,676.97	76,429,227.32	117,976,724.46	405,205,646.33	190,479,692.00	116,359,796.02	45,882,784.65	-																					
OF WHICH:																																												
Major Programs/Projects																																												
KRA No. 1 - Rapid, inclusive and sustained economic growth.		1,319,590,038.00	0.60	1,319,590,038.60	1,129,110,346.00	-	10,800,376.10	10,800,376.70	1,129,110,346.60	185,804,225.33	201,952,330.36	249,543,748.27	325,660,233.38	962,960,537.34	165,535,581.95	215,702,803.04	181,474,705.94	315,591,842.40	878,304,933.33	190,479,692.00	166,149,809.26	84,655,604.01	-																					

Certified Correct:

 VIRGINIA D. ATENTA
 Chief Budget Division

Certified Correct:

 SUSANNA D. SANTOS
 OIC-Chief Accounting Division

Approved by:

 Atty. JOSEPH MELVIN B. BASAS
 Director-Financial, Planning and Management Staff