






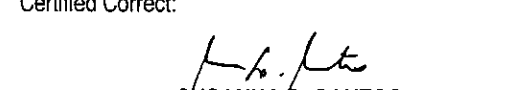







PARTICULARS	UACS CODE	Appropriations			Allotments					Current Year Obligations					Current Year Disbursement					Balances			
		Authorized Appropriation	Adjustments (Transfer (To)/From, Reassignment)	Adjusted Appropriations	Allotments Received	Adjustments (Withdrawal, Reassignment)	Transfer To	Transfer From	Adjusted Total Allotments	1st Quarter ending March 31	2nd Quarter ending June 30	3rd Quarter ending Sep. 30	4th Quarter ending Dec. 31	Total	1st Quarter ending March 31	2nd Quarter ending June 30	3rd Quarter ending Sep. 30	4th Quarter ending Dec. 31	Total	Unreleased Appropriations	Unobligated Allotment	Unpaid Obligations (15-20) = (23+24)	
																						Due and Demandable	Not Yet Due and Demandable
1	2	3	4	5=(3+4)	6	7	8	9	10=(6+(-)7)-8+9	11	12	13	14	15=(11+12+13+14)	16	17	18	19	20=16+17+18+19	21=(5-10)	22=(10-15)	23	24
Personal Services	50100000-00	81,454,658.00	-	81,454,658.00	81,454,658.00	-	-	-	81,454,658.00	4,831,545.59	39,907,659.41	-	-	44,739,205.00	4,806,822.41	39,932,382.59	-	-	44,739,205.00	-	36,715,453.00	-	-
Maint. & Other Operating Exp.(MOOE)	50200000-00	-	-	-	-	-	-	-	-	-	-	-	-	-	-	-	-	-	-	-	-	-	-
Total MPBF		81,454,658.00	-	81,454,658.00	81,454,658.00	-	-	-	81,454,658.00	4,831,545.59	39,907,659.41	-	-	44,739,205.00	4,806,822.41	39,932,382.59	-	-	44,739,205.00	-	36,715,453.00	-	-
Pensions and Gratuity Fund																							
Personal Services	50100000-00	5,026,118.00	-	5,026,118.00	5,026,118.00	-	-	-	5,026,118.00	89,882.32	958,271.18	-	-	1,048,153.50	89,882.32	958,271.18	-	-	1,048,153.50	-	3,977,964.50	-	-
Maint. & Other Operating Exp.(MOOE)	50200000-00	-	-	-	-	-	-	-	-	-	-	-	-	-	-	-	-	-	-	-	-	-	-
Capital Outlay	50600000-00	-	-	-	-	-	-	-	-	-	-	-	-	-	-	-	-	-	-	-	-	-	-
Total PGF		5,026,118.00	-	5,026,118.00	5,026,118.00	-	-	-	5,026,118.00	89,882.32	958,271.18	-	-	1,048,153.50	89,882.32	958,271.18	-	-	1,048,153.50	-	3,977,964.50	-	-
Total SPECIAL PURPOSE FUND		86,480,776.00	-	86,480,776.00	86,480,776.00	-	-	-	86,480,776.00	4,921,427.91	40,865,930.59	-	-	45,787,358.50	4,896,704.73	40,890,653.77	-	-	45,787,358.50	-	40,693,417.50	-	-
Personal Services	PS	86,480,776.00	-	86,480,776.00	86,480,776.00	-	-	-	86,480,776.00	4,921,427.91	40,865,930.59	-	-	45,787,358.50	4,896,704.73	40,890,653.77	-	-	45,787,358.50	-	40,693,417.50	-	-
Miscellaneous and Other Operating Expenses	MOOE	-	-	-	-	-	-	-	-	-	-	-	-	-	-	-	-	-	-	-	-	-	-
Capital Outlay	CO	-	-	-	-	-	-	-	-	-	-	-	-	-	-	-	-	-	-	-	-	-	-
Total		86,480,776.00	-	86,480,776.00	86,480,776.00	-	-	-	86,480,776.00	4,921,427.91	40,865,930.59	-	-	45,787,358.50	4,896,704.73	40,890,653.77	-	-	45,787,358.50	-	40,693,417.50	-	-
GRAND TOTAL		1,424,043,776.00	-	1,424,043,776.00	1,151,721,719.00	-	-	-	1,151,721,719.00	202,984,817.57	232,060,781.35	-	-	435,045,598.92	182,161,834.19	246,946,484.85	-	-	429,108,319.04	272,322,057.00	716,676,120.08	5,937,279.88	-
Personal Services	PS	661,347,776.00	-	661,347,776.00	659,435,691.00	-	-	-	659,435,691.00	160,350,492.51	175,428,819.56	-	-	335,779,312.07	142,337,673.16	192,556,222.76	-	-	334,893,895.92	1,912,085.00	323,656,378.93	885,416.15	-
Miscellaneous and Other Operating Expenses	MOOE	629,211,000.00	-	629,211,000.00	358,801,028.00	-	-	-	358,801,028.00	40,662,694.06	51,895,582.07	-	-	92,558,276.13	37,852,530.03	50,412,032.26	-	-	88,264,562.29	270,409,972.00	266,242,751.87	4,293,713.84	-
Capital Outlay	CO	133,485,000.00	-	133,485,000.00	133,485,000.00	-	-	-	133,485,000.00	1,971,631.00	4,736,379.72	-	-	6,708,010.72	1,971,631.00	3,978,229.83	-	-	5,949,860.83	-	126,776,989.28	758,149.89	-
Total		1,424,043,776.00	-	1,424,043,776.00	1,151,721,719.00	-	-	-	1,151,721,719.00	202,984,817.57	232,060,781.35	-	-	435,045,598.92	182,161,834.19	246,946,484.85	-	-	429,108,319.04	272,322,057.00	716,676,120.08	5,937,279.88	-
Recapitulation																							
MFO 1		137,208,000.00	-	137,208,000.00	137,208,000.00	-	-	-	137,208,000.00	37,099,166.56	36,632,795.27	-	-	73,731,961.83	32,713,356.85	40,965,403.79	-	-	73,698,760.64	-	63,476,038.17	33,201.19	-
MFO 2		297,653,000.00	-	297,653,000.00	297,653,000.00	-	-	-	297,653,000.00	33,636,978.72	41,364,222.67	-	-	75,001,201.39	31,325,668.08	41,723,030.97	-	-	73,048,699.05	-	222,651,798.61	1,952,502.34	-
MFO 3		120,699,000.00	-	120,699,000.00	120,699,000.00	-	-	-	120,699,000.00	22,307,069.09	26,996,644.12	-	-	49,303,713.21	20,074,263.62	28,870,080.32	-	-	48,944,343.94	-	71,395,286.79	359,369.27	-
MFO 4		325,431,000.00	-	325,431,000.00	325,431,000.00	-	-	-	325,431,000.00	26,717,694.72	31,715,943.74	-	-	58,433,638.46	23,145,192.43	35,021,623.17	-	-	58,166,815.60	-	266,997,361.54	266,822.86	-
Total		880,991,000.00	-	880,991,000.00	880,991,000.00	-	-	-	880,991,000.00	119,760,909.09	136,709,605.80	-	-	256,470,514.89	107,258,480.98	146,600,138.25	-	-	253,858,619.23	-	624,620,485.11	2,611,895.66	-
OF WHICH:																							
Major Programs/Projects																							
KRA No. 1 - Rapid, inclusive and sustained economic growth.		1,424,043,776.00	-	1,424,043,776.00	1,151,721,719.00	-	-	-	1,151,721,719.00	202,984,817.57	232,060,781.35	-	-	435,045,598.92	182,161,834.19	246,946,484.85	-	-	429,108,319.04	272,322,057.00	716,676,120.08	5,937,279.88	-

Certified Correct:  
  
 VIRGINIA S. ATENTA  
 Chief Budget Division

Certified Correct:  
  
 SUSANNA D. SANTOS  
 OIC-Chief Accounting Division

Approved by:  
  
 Atty. JOSEPH MELVIN B. BASAS  
 Director-Financial, Planning and Management Staff