
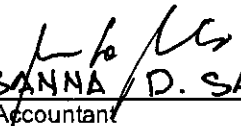

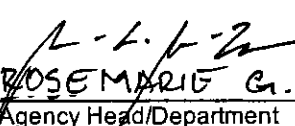


1	2	3	4	5=(3+4)	6	7	8	9	10=(6+(-7)+8+9)	11	12	13	14	15=(10+(-11)+12+13+14)	16	17	18	19	20=(16+17+18+19)	21=(5+16)	22=(10+19)	23	24
	Appropriation		(To) From, Realignment	Appropriations	Received	(Withdrawal, Realignment)	To	From	Total Allotments	Ending March 31	Ending June 30	Ending Sept. 30	Ending Dec. 31	Total	Ending March 31	Ending June 30	Ending Sept. 30	Ending Dec. 31	Total	Appropriations	Allocation	Due and Demandable	Not Yet Due and Demandable
Capacity Development	000004100500000	4,000,000.00		4,000,000.00	4,000,000.00				4,000,000.00													4,000,000.00	
Public-Private Partnership Capacity Building Project	101004100500002	4,000,000.00		4,000,000.00	4,000,000.00				4,000,000.00													4,000,000.00	
MCOE		4,000,000.00		4,000,000.00	4,000,000.00				4,000,000.00													4,000,000.00	
ND TOTAL		348,726,542.13	55,733.82	348,782,275.95	196,957,209.81	242,027.00			197,199,236.81	13,625,818.70				13,625,818.70	10,311,891.71				10,311,891.71	151,583,039.14	183,573,318.11	1,657,274.32	1,656,752.67
XOE		309,702,417.49	(796,646.82)	308,905,770.67	157,322,731.53				157,322,731.53	5,522,438.70				5,522,438.70	3,811,926.03				3,811,926.03	151,583,039.14	151,800,292.83	53,760.00	1,656,752.67
EX		39,024,124.64	852,380.64	39,876,505.28	39,634,478.28	242,027.00			39,876,505.28	8,103,480.00				8,103,480.00	6,499,965.68				6,499,965.68		31,773,025.28	1,603,514.32	

Certified Correct:

MYRON JOSEPH A. MAGDAY
 Budget Officer
 Date:

Certified Correct:

SUSANNA D. SANTOS
 Chief Accountant
 Date:

Recommended By:

GREG L. PINEDA
 Director, FMS
 Date:

Approved By:

ROSEMARIE G. EDILLON
 Agency Head/Department
 Date: