

**STATEMENT OF APPROPRIATIONS, ALLOTMENTS, OBLIGATIONS, DISBURSEMENTS AND BALANCES**  
**As of the Quarter Ending December 31, 2017**

Department: National Economic and Development Authority (NEDA)

Authorization: 01 - Current Year Appropriations

Agency: Office of the Director-General

Report Status: ALL

Operating Unit: All


Organization Code (UACS): 24001000000

Fund Cluster: 01 - Regular Agency Fund

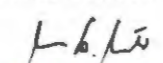
Particulars	UACS CODE	Appropriation			Allotments			Current Year Obligations					Current Year Disbursements					Balances					
		Authorized Appropriation	Adjustments (To)/From, Realignment	Adjusted Appropriations	Allotments Received	Adjustments (Withdrawal, Realignment)	Transfer To	Transfer From	Adjusted Total Allotments	1st Quarter Ending March 31	2nd Quarter Ending June 30	3rd Quarter Ending Sept. 30	4th Quarter Ending Dec. 31	Total	1st Quarter Ending March 31	2nd Quarter Ending June 30	3rd Quarter Ending Sept. 30	4th Quarter Ending Dec. 31	Total	Unreleased Appropriations	Unobligated Allotment	Unpaid Obligations (15-20) = (23+24)	
		3	4	5(3+4)	6	7	8	9	10(6+7+8+9)	11	12	13	14	15(11+12+13+14)	16	17	18	19	20(16+17+18+19)	21(5-10)	22(10-15)	23	24
Agency Specific Budget		1,692,312,000.00	(3,000,000.00)	1,689,312,000.00	1,636,556,327.00	1,415,000.00	(20,234.00)	4,372,234.00	1,642,323,327.00	212,180,584.00	333,843,573.82	213,760,035.04	814,911,766.78	1,574,695,959.84	188,081,329.75	280,354,276.48	229,874,677.40	401,555,521.83	1,099,865,805.46	46,988,673.00	67,627,367.36	2,503,456.34	472,326,697.84
Specific Budgets of National Government Agencies	0110101	1,692,312,000.00	(3,000,000.00)	1,689,312,000.00	1,636,556,327.00	1,415,000.00	(20,234.00)	4,372,234.00	1,642,323,327.00	212,180,584.00	333,843,573.82	213,760,035.04	814,911,766.78	1,574,695,959.84	188,081,329.75	280,354,276.48	229,874,677.40	401,555,521.83	1,099,865,805.46	46,988,673.00	67,627,367.36	2,503,456.34	472,326,697.84
General Administration and Support	00000100000000	482,254,000.00	(2,965,829.50)	479,288,170.50	463,187,744.00	34,170.50		463,221,914.50	71,008,177.33	168,036,241.34	69,839,443.91	146,964,105.38	455,947,967.96	64,552,166.37	136,224,436.87	85,956,527.49	100,434,643.84	387,167,774.57	16,066,256.00	7,273,946.54	638,099.56	68,142,093.83	
General management and supervision	1030010001000000	455,281,000.00	(2,965,829.50)	452,315,170.50	452,281,000.00	34,170.50		452,315,170.50	70,184,332.76	164,540,698.33	69,274,923.16	142,991,713.94	446,991,628.19	63,728,822.12	135,959,362.65	82,200,727.98	96,525,038.57	378,413,951.32		5,323,542.31	638,099.56	67,939,577.31	
PS		188,841,000.00	6,967,855.31	195,808,855.31	188,841,000.00	6,967,855.31		195,808,855.31	46,110,713.07	51,109,996.63	47,443,213.37	49,755,745.56	194,419,668.63	41,772,766.96	50,430,180.19	47,222,118.60	48,941,241.50	188,366,307.25		14.75	6,053,346.63		
MOOE		101,462,000.00	(6,933,884.81)	94,528,315.19	101,462,000.00	(6,933,884.81)		94,528,315.19	23,232,485.34	28,829,576.69	20,689,974.10	18,512,472.29	91,264,508.42	21,114,920.81	29,560,986.95	20,924,633.07	16,535,027.51	88,135,568.34		3,263,806.77	96,259.79	3,032,880.29	
CO		164,978,000.00	(3,000,000.00)	161,978,000.00	161,978,000.00			161,978,000.00	841,134.35	84,601,085.01	1,141,735.69	74,723,496.09	161,307,451.14	841,134.35	55,968,195.51	14,053,976.31	31,048,769.56	101,912,075.73		670,548.86	541,825.02	58,853,560.39	
Legislative liaison services	1030010002000000	3,274,000.00		3,274,000.00	3,274,000.00			3,274,000.00	37,844.57	180,552.33	182,758.85	2,670,849.36	3,072,005.11	37,344.25	146,318.94	171,054.47	2,808,063.19	2,962,780.85		201,994.89		109,224.28	
PS		2,525,000.00		2,525,000.00	2,525,000.00			2,525,000.00		1,900.00		2,492,572.46	2,494,472.46		400.00		2,489,097.46	2,489,497.46		148,028.54		4,975.00	
MOOE		749,000.00	(117,501.00)	631,499.00	749,000.00	(117,501.00)		631,499.00	37,844.57	178,652.33	182,758.85	178,276.90	577,532.65	37,344.25	145,918.94	171,054.47	118,965.73	473,283.39		53,966.35		104,249.26	
Human resource development	1030010003000000	995,000.00		995,000.00	995,000.00			995,000.00		211,247.42	265,542.26	437,210.32	914,000.00		117,897.42	265,600.00	437,210.32	820,707.74		81,000.00		93,292.26	
MOOE		995,000.00		995,000.00	995,000.00			995,000.00		211,247.42	265,542.26	437,210.32	914,000.00		117,897.42	265,600.00	437,210.32	820,707.74		81,000.00		93,292.26	
Administration of Personnel Benefits	1030010004000000	22,704,000.00		22,704,000.00	6,637,744.00			6,637,744.00	786,000.00	3,103,783.26	216,219.64	864,331.76	4,970,334.66	786,000.00	857.86	3,319,145.04	864,331.76	4,970,334.66	16,066,256.00	1,667,409.34			
PS		22,704,000.00		22,704,000.00	6,637,744.00			6,637,744.00	786,000.00	3,103,783.26	216,219.64	864,331.76	4,970,334.66	786,000.00	857.86	3,319,145.04	864,331.76	4,970,334.66	16,066,256.00	1,667,409.34			
Support to Operations	0000020000000000	45,947,000.00		45,947,000.00	45,947,000.00			45,947,000.00	12,449,426.85	11,033,868.08	10,051,265.35	10,354,861.84	43,889,422.12	9,478,320.39	6,951,944.14	7,132,373.87	17,515,933.88	41,078,572.28		2,057,571.88		2,810,649.84	
Internal planning and management services	1030020001000000	10,332,000.00		10,332,000.00	10,332,000.00			10,332,000.00	3,433,150.66	1,786,369.26	2,714,892.27	1,838,236.81	9,772,649.00	2,683,525.86	1,586,134.84	1,184,782.56	3,109,338.88	8,563,782.14		559,351.00		1,208,866.86	
PS		5,675,000.00	592,051.00	6,267,051.00	5,675,000.00	592,051.00		6,267,051.00	3,055,167.50	622,663.83	1,266,252.08	1,039,210.18	5,983,293.59	2,308,797.50	552,778.86	36,247.91	2,139,660.68	5,037,484.95		283,757.41		945,808.64	
MOOE		4,657,000.00	(592,051.00)	4,064,949.00	4,657,000.00	(592,051.00)		4,064,949.00	377,983.16	1,163,705.43	1,448,640.19	799,026.63	3,789,355.41	374,728.36	1,033,355.98	1,148,534.85	969,678.20	3,626,297.19		278,593.59		263,058.22	
Public relations, multimedia development, and knowledge management	1030020002000000	13,094,000.00		13,094,000.00	13,094,000.00			13,094,000.00	4,488,437.27	4,332,556.83	2,037,627.25	1,910,046.50	12,768,667.85	3,278,703.10	2,647,821.21	2,459,583.26	3,943,366.45	12,329,474.02		325,332.15		439,193.83	
PS		7,601,000.00	270,330.00	7,871,330.00	7,601,000.00	270,330.00		7,871,330.00	3,042,066.50	2,894,440.13	478,969.33	1,397,741.14	7,813,217.10	2,322,208.50	816,202.39	825,851.02	3,721,267.79	7,685,529.70		58,112.90		127,687.40	
MOOE		5,493,000.00	(270,330.00)	5,222,670.00	5,493,000.00	(270,330.00)		5,222,670.00	1,446,370.77	1,438,116.70	1,558,657.92	512,305.36	4,955,450.75	956,494.60	1,831,618.82	1,633,732.24	222,098.66	4,643,944.32		287,219.25		311,506.43	
Internal information and communications technology (ICT) services	1030020003000000	8,834,000.00		8,834,000.00	8,834,000.00			8,834,000.00	2,289,452.08	2,444,398.28	2,311,272.34	1,564,984.48	8,610,107.18	1,775,584.55	1,086,000.22	1,649,994.56	3,245,045.37	7,756,604.70		223,892.82		853,502.48	
PS		5,846,000.00	278,333.00	6,124,333.00	5,846,000.00	278,333.00		6,124,333.00	2,025,103.82	2,059,975.03	1,337,695.88	675,501.19	6,098,275.90	1,524,969.13	776,633.22	773,547.65	2,637,883.12	5,713,033.12		26,057.10		385,242.78	
MOOE		2,988,000.00	(278,333.00)	2,709,667.00	2,988,000.00	(278,333.00)		2,709,667.00	264,348.26	384,423.25	973,576.48	889,483.29	2,511,831.28	250,595.42	309,367.00	876,446.91	867,162.25	2,043,571.58		197,835.72		468,259.70	
Legal services	1030020004000000	13,687,000.00		13,687,000.00	13,687,000.00			13,687,000.00	2,238,386.84	2,470,543.71	2,987,473.49	5,041,594.05	12,737,998.09	1,740,528.88	1,631,987.87	1,838,013.49	7,218,183.18	12,428,711.42		949,001.91		309,286.67	
PS		9,646,000.00	544,241.00	10,190,241.00	9,646,000.00	544,241.00		10,190,241.00	2,045,823.57	2,077,811.04	1,841,713.41	3,793,776.76	9,759,124.78	1,564,548.57	1,270,067.32	761,487.05	6,011,982.02	9,608,084.96		431,116.22		151,039.82	
MOOE		4,041,000.00	(544,241.00)	3,496,759.00	4,041,000.00	(544,241.00)		3,496,759.00	192,563.27	392,732.67	1,145,760.08	1,247,817.29	2,978,873.31	175,978.31	361,920.56	1,076,526.44	1,206,201.16	2,820,626.46		517,885.69		158,246.85	
Operations	0000030000000000	835,925,000.00	(34,170.50)	835,890,829.50	799,235,583.00	1,380,829.50	(20,234.00)	4,372,234.00	804,968,412.50	128,125,831.62	149,484,091.55	128,794,551.38	353,150,025.91	759,554,500.46	113,808,722.79	131,816,700.07	132,388,972.17	271,870,942.88	649,885,337.91	30,922,417.00	45,413,912.04	1,865,356.78	107,803,805.77
MFO 1: SOCIO-ECONOMIC AND PHYSICAL PLANNING AND POLICY SERVICES	0000030100000000	161,737,000.00	(34,170.50)	161,702,829.50	161,737,000.00	(34,170.50)	(20,234.00)	20,234.00	161,702,829.50	34,795,609.54	46,333,704.81	33,188,333.35	42,317,255.50	156,634,903.20	29,708,146.47	36,844,032.39	42,191,191.04	44,292,827.37	153,036,197.27		5,067,926.30	8,645.97	3,590,059.96
Formulation and Updating of National, Inter-regional, Regional and Sectoral Socio-economic, Physical and Development Policies and Plans	1610030101000000	161,737,000.00	(34,170.50)	161,702,829.50	161,737,000.00	(34,170.50)	(20,234.00)	20,234.00	161,702,829.50	34,795,609.54	46,333,704.81	33,188,333.35	42,317,255.50	156,634,903.20	29,708,146.47	36,844,032.39	42,191,191.04	44,292,827.37	153,036,197.27		5,067,926.30	8,645.97	3,590,059.96
PS		114,876,000.00	2,605,883.96	117,481,883.96	114,876,000.00	2,605,883.96	(20,234.00)	20,234.00	117,481,883.96	31,222,570.25	40,317,733.06	22,530,549.58	22,582,063.97	116,652,916.86	26,915,728.63	31,298,272.53	34,202,682.69	23,688,346.74	116,105,030.59		828,967.10		547,886.27


Particulars	UACS CODE	Appropriation			Allotments			Current Year Obligations							Current Year Disbursements				Balances				
		Authorized Appropriation	Adjustments (Transfer To/From, Realignment)	Adjusted Appropriations	Allotments Received	Adjustments (Withdrawal, Realignment)	Transfer To	Transfer From	Adjusted Total Allotments	1st Quarter Ending March 31	2nd Quarter Ending June 30	3rd Quarter Ending Sept. 30	4th Quarter Ending Dec. 31	Total	1st Quarter Ending March 31	2nd Quarter Ending June 30	3rd Quarter Ending Sept. 30	4th Quarter Ending Dec. 31	Total	Unreleased Appropriations	Unobligated Allotment	Unpaid Obligations (15-20) = (23+24)	
		3	4	5=(3+4)	6	7	8	9	10=(8+(7)-8+9)	11	12	13	14	15=(11+12+13+14)	16	17	18	19	20=(16+17+18+19)	21=(5-10)	22=(10-15)	23	24
Appraisal of Proposed projects for Official Development Assistance, Local Financing, and for Public-Private Partnership Implementation	161003030200000	12,384,000.00		12,384,000.00	12,384,000.00			12,384,000.00	3,157,468.70	946,926.99	2,035,139.07	4,233,034.34	10,372,569.10	3,126,863.34	958,960.55	349,203.94	5,082,956.40	9,517,984.23		2,011,430.90		854,584.87	
PS		8,650,000.00	965,059.00	9,615,059.00	8,650,000.00	965,059.00		9,615,059.00	2,904,377.50	596,154.50	1,767,481.20	3,808,762.51	9,076,775.71	2,904,377.50	593,354.50	79,737.70	4,853,938.66	8,431,408.36		538,283.29		645,367.35	
MOOE		3,734,000.00	(965,059.00)	2,768,941.00	3,734,000.00	(965,059.00)		2,768,941.00	253,091.20	350,772.49	267,657.87	424,271.83	1,295,793.39	222,485.84	365,606.05	269,466.24	229,017.74	1,086,575.87		1,473,147.61		209,217.52	
Coordination of the Programming of Official Development Assistance in the Form of Grants and Concessional Loans	161003030300000	16,659,000.00		16,659,000.00	16,659,000.00			16,659,000.00	104,866.45	6,822,473.24	2,723,345.10	4,775,915.49	14,426,600.28	104,866.45	3,236,210.38	1,418,939.77	9,135,481.43	13,895,498.03		2,232,399.72		531,102.25	
PS		12,284,000.00	1,607,094.00	13,891,094.00	12,284,000.00	1,607,094.00		13,891,094.00	60,000.00	6,770,371.01	2,629,678.10	4,048,791.03	13,508,840.14	60,000.00	3,202,606.00	1,355,276.10	3,812,846.99	13,430,729.09		382,253.86		78,111.05	
MOOE		4,375,000.00	(1,607,094.00)	2,767,906.00	4,375,000.00	(1,607,094.00)		2,767,906.00	44,866.45	52,102.23	93,667.00	727,124.46	917,760.14	44,866.45	33,604.38	63,663.67	322,634.44	464,768.94		1,850,145.86		452,991.20	
MFO 4: MONITORING AND EVALUATION SERVICES	000003040000000	229,662,000.00	7,029.48	229,669,029.48	217,692,653.00	1,422,029.48		223,666,682.48	26,863,100.63	23,629,861.48	25,724,060.71	139,724,939.24	215,941,962.06	22,912,050.68	22,000,908.49	24,142,715.53	110,157,562.64	179,213,237.34	6,002,347.00	7,724,720.42	665,180.50	36,063,544.22	
Monitoring and Evaluation of the Implementation of Plans, Programs, Policies and Projects	000003040100000	226,614,000.00	7,029.48	226,621,029.48	214,844,653.00	1,422,029.48		220,618,682.48	26,863,100.63	23,387,278.84	25,023,152.59	138,249,887.32	213,523,419.38	22,912,050.68	21,855,205.85	23,692,113.05	108,533,852.52	176,993,222.10	6,002,347.00	7,095,263.10	665,180.50	35,865,016.78	
NEDA Secretariat	161003040100001	215,763,000.00	7,029.48	215,770,029.48	203,993,653.00	1,422,029.48		209,767,682.48	25,664,793.43	21,994,198.60	22,355,951.81	133,702,939.73	203,717,883.57	21,742,218.48	20,590,902.15	21,063,315.73	104,536,430.43	167,932,866.79	6,002,347.00	6,049,798.91		35,785,016.78	
PS		97,643,000.00	5,399,824.00	103,042,824.00	97,643,000.00	5,399,824.00		103,042,824.00	24,193,418.03	20,995,393.80	18,924,138.64	38,644,664.79	102,757,615.26	20,712,361.86	19,382,453.58	18,903,989.56	43,754,183.71	102,752,988.81		285,208.74		4,626.45	
MOOE		118,120,000.00	(5,392,794.52)	112,727,205.48	108,350,653.00	(3,977,794.52)		106,724,858.48	1,471,375.40	998,804.80	3,431,813.17	95,058,274.94	100,960,268.31	1,029,856.52	1,208,448.57	2,159,326.17	60,782,246.72	65,179,877.98	6,002,347.00	5,764,590.17		35,780,390.33	
Regional Development Councils	161003040100002	10,851,000.00		10,851,000.00	10,851,000.00			10,851,000.00	1,198,307.20	1,393,080.24	2,667,200.78	4,546,947.59	9,805,535.81	1,169,832.20	1,264,303.70	2,628,797.32	3,997,422.09	9,060,355.31		1,045,464.19	665,180.50	80,000.00	
PS		2,520,000.00		2,520,000.00	2,520,000.00			2,520,000.00	164,928.89	224,088.74	367,594.38	975,570.33	1,732,182.34	154,928.89	221,588.74	380,094.38	770,118.41	1,526,730.42		787,817.66	205,451.92		
MOOE		8,331,000.00		8,331,000.00	8,331,000.00			8,331,000.00	1,033,378.31	1,168,991.50	2,299,606.40	3,571,377.26	8,073,353.47	1,014,903.31	1,042,714.96	2,248,702.94	3,227,303.68	7,533,624.89		267,646.53	458,728.58	80,000.00	
Evaluation Services Pursuant to Laws, Rules and Regulations, and other Issuances	161003040200000	3,048,000.00		3,048,000.00	3,048,000.00			3,048,000.00		242,582.64	700,908.12	1,475,051.92	2,418,542.68		145,702.64	450,602.48	1,623,710.12	2,220,015.24		629,457.32		198,527.44	
PS			1,184,421.00	1,184,421.00		1,184,421.00		1,184,421.00				979,970.83	979,970.83				979,970.83	979,970.83		204,450.17			
MOOE		3,048,000.00	(1,184,421.00)	1,863,579.00	3,048,000.00	(1,184,421.00)		1,863,579.00		242,582.64	700,908.12	495,081.09	1,438,571.85		145,702.64	450,602.48	643,739.29	1,240,044.41		425,007.15		198,527.44	
Locally-Funded Projects	000004000000000	328,186,000.00		328,186,000.00	328,186,000.00			328,186,000.00	597,148.20	5,289,372.85	4,974,774.40	304,442,773.65	315,304,069.10	242,120.20	5,361,195.40	4,396,803.87	11,734,001.23	21,734,120.70		12,891,930.90		293,569,948.40	
Power and Communication Infrastructure	000004040000000	55,860,000.00		55,860,000.00	55,860,000.00			55,860,000.00	585,143.74	5,237,226.89	4,834,436.32	42,562,067.93	53,218,874.88	238,383.74	5,300,781.44	4,292,196.08	11,345,290.55	21,176,651.81		2,641,125.12		32,042,223.07	
Communication	000004040500000	55,860,000.00		55,860,000.00	55,860,000.00			55,860,000.00	585,143.74	5,237,226.89	4,834,436.32	42,562,067.93	53,218,874.88	238,383.74	5,300,781.44	4,292,196.08	11,345,290.55	21,176,651.81		2,641,125.12		32,042,223.07	
Implementation of the Management Information System	103004040500001	55,860,000.00		55,860,000.00	55,860,000.00			55,860,000.00	585,143.74	5,237,226.89	4,834,436.32	42,562,067.93	53,218,874.88	238,383.74	5,300,781.44	4,292,196.08	11,345,290.55	21,176,651.81		2,641,125.12		32,042,223.07	
PS		1,110,000.00		1,110,000.00	1,110,000.00			1,110,000.00					1,110,000.00										1,110,000.00
MOOE		24,147,000.00		24,147,000.00	24,147,000.00			24,147,000.00	585,143.74	1,708,984.89	2,489,979.44	18,591,077.98	23,375,186.05	238,383.74	1,772,539.44	1,947,739.20	6,842,352.60	10,801,014.98		771,813.95		12,574,171.07	
CC		30,603,000.00		30,603,000.00	30,603,000.00			30,603,000.00		3,528,242.00	2,344,456.88	23,970,989.95	29,843,688.83		3,528,242.00	2,344,456.88	4,502,937.95	10,375,636.83		759,311.17		19,468,052.00	
Economic Development	000004070000000	260,000,000.00		260,000,000.00	260,000,000.00			260,000,000.00	47,980.80	60,543.50	249,712,896.71	249,821,421.01	249,821,421.01		47,980.80	60,543.50	352,669.33	461,193.63		10,178,578.99		249,360,227.38	
Economic Affairs	000004070100000	260,000,000.00		260,000,000.00	260,000,000.00			260,000,000.00	47,980.80	60,543.50	249,712,896.71	249,821,421.01	249,821,421.01		47,980.80	60,543.50	352,669.33	461,193.63		10,178,578.99		249,360,227.38	
Infrastructure Development Preparation Fund	101004070100002	260,000,000.00		260,000,000.00	260,000,000.00			260,000,000.00	47,980.80	60,543.50	249,712,896.71	249,821,421.01	249,821,421.01		47,980.80	60,543.50	352,669.33	461,193.63		10,178,578.99		249,360,227.38	
MOOE		260,000,000.00		260,000,000.00	260,000,000.00			260,000,000.00		47,980.80	60,543.50	249,712,896.71	249,821,421.01		47,980.80	60,543.50	352,669.33	461,193.63		10,178,578.99		249,360,227.38	
Governance	000004100000000	12,326,000.00		12,326,000.00	12,326,000.00			12,326,000.00	12,004.46	4,165.16	79,794.58	12,167,809.01	12,263,773.21	3,736.46	12,433.16	44,064.29	36,041.35	96,275.26		62,226.79		12,167,497.95	
Capacity Development	000004100500000	12,326,000.00		12,326,000.00	12,326,000.00			12,326,000.00	12,004.46	4,165.16	79,794.58	12,167,809.01	12,263,773.21	3,736.46	12,433.16	44,064.29	36,041.35	96,275.26		62,226.79		12,167,497.95	
Value Engineering/Value Analysis (VEVA) Project	101004100500001	12,326,000.00		12,326,000.00	12,326,000.00			12,326,000.00	12,004.46	4,165.16	79,794.58	12,167,809.01	12,263,773.21	3,736.46	12,433.16	44,064.29	36,041.35	96,275.26		62,226.79		12,167,497.95	
MOOE		12,326,000.00		12,326,000.00	12,326,000.00			12,326,000.00	12,004.46	4,165.16	79,794.58	12,167,809.01	12,263,773.21	3,736.46	12,433.16	44,064.29	36,041.35	96,275.26		62,226.79		12,167,497.95	
Automatic Appropriations		57,850,000.00	1,110,965.00	58,960,965.00	58,860,794.00	100,853.00	(9,318.00)	58,951,647.00	12,330,956.58	15,994,179.88	14,430,008.85	15,544,415.49	58,299,560.80	12,304,428.63	15,986,050.24	14,170,752.88	14,734,340.47	57,195,572.22	9,318.00	652,086.20		1,103,988.58	
Retirement and Life Insurance Premiums	01104102	57,850,000.00	1,110,965.00	58,960,965.00	58,860,794.00	100,853.00	(9,318.00)	58,951,647.00	12,330,956.58	15,994,179.88	14,430,008.85	15,544,415.49	58,299,560.80	12,304,428.63	15,986,050.24	14,170,752.88	14,734,340.47	57,195,572.22	9,318.00	652,086.20		1,103,988.58	
General Administration and Support	000001000000000	16,672,000.00	1,101,																				


Particulars	UACS CODE	Appropriation			Allotments			Current Year Obligations					Current Year Disbursements					Balances					
		Authorized Appropriation	Adjustments (Transfer To/From, Realignment)	Adjusted Appropriations	Allotments Received	Adjustments (Withdrawal, Realignment)	Transfer To	Transfer From	Adjusted Total Allotments	1st Quarter Ending March 31	2nd Quarter Ending June 30	3rd Quarter Ending Sept. 30	4th Quarter Ending Dec. 31	Total	1st Quarter Ending March 31	2nd Quarter Ending June 30	3rd Quarter Ending Sept. 30	4th Quarter Ending Dec. 31	Total	Unreleased Appropriations	Unobligated Allotment	Unpaid Obligations (15-20) = (23+24)	
																						Due and Demandable	Not Yet Due and Demandable
1	2	3	4	5=3+4	6	7	8	9	10=(8+9)	11	12	13	14	15=(11+12+13+14)	16	17	18	19	20=(16+17+18+19)	21=(5-10)	22=(10-15)	23	24
Coordination to the Formulation and Updating of Public Investment Programs	161003030100000	8,182,000.00		8,182,000.00	8,182,000.00				8,182,000.00	1,655,401.29	1,716,894.02	1,615,452.48	3,192,471.97	8,180,219.76	1,655,401.29	1,716,894.02	1,555,205.04	2,686,237.33	7,613,737.68		1,780.24		566,482.08
PS		8,182,000.00		8,182,000.00	8,182,000.00				8,182,000.00	1,655,401.29	1,716,894.02	1,615,452.48	3,192,471.97	8,180,219.76	1,655,401.29	1,716,894.02	1,555,205.04	2,686,237.33	7,613,737.68		1,780.24		566,482.08
Appraisal of Proposed projects for Official Development Assistance, Local Financing, and for Public-Private Partnership Implementation	161003030200000	798,000.00		798,000.00	798,000.00				798,000.00	193,842.55	465,469.44	137,819.28		797,131.27	193,842.55	465,469.44	137,819.28		797,131.27		868.73		
PS		798,000.00		798,000.00	798,000.00				798,000.00	193,842.55	465,469.44	137,819.28		797,131.27	193,842.55	465,469.44	137,819.28		797,131.27		868.73		
Coordination of the Programming of Official Development Assistance in the Form of Grants and Concessional Loans	161003030300000	1,136,000.00		1,136,000.00	1,136,000.00				1,136,000.00		278,940.48	138,018.15	680,337.96	1,097,296.59		278,940.48	138,018.15	680,337.96	1,097,296.59		38,703.41		
PS		1,136,000.00		1,136,000.00	1,136,000.00				1,136,000.00		278,940.48	138,018.15	680,337.96	1,097,296.59		278,940.48	138,018.15	680,337.96	1,097,296.59		38,703.41		
MFO 4: MONITORING AND EVALUATION SERVICES	000003040000000	9,029,000.00		9,029,000.00	9,029,000.00				9,029,000.00	2,184,316.60	2,237,806.22	2,079,574.47	2,509,100.05	9,010,797.34	2,172,227.74	2,249,895.08	1,935,772.59	2,372,492.29	8,730,387.70		18,202.66		280,409.64
Monitoring and Evaluation of the Implementation of Plans, Programs, Policies and Projects	000003040100000	9,029,000.00		9,029,000.00	9,029,000.00				9,029,000.00	2,184,316.60	2,237,806.22	2,079,574.47	2,509,100.05	9,010,797.34	2,172,227.74	2,249,895.08	1,935,772.59	2,372,492.29	8,730,387.70		18,202.66		280,409.64
NEDA Secretariat	161003040100001	9,029,000.00		9,029,000.00	9,029,000.00				9,029,000.00	2,184,316.60	2,237,806.22	2,079,574.47	2,509,100.05	9,010,797.34	2,172,227.74	2,249,895.08	1,935,772.59	2,372,492.29	8,730,387.70		18,202.66		280,409.64
PS		9,029,000.00		9,029,000.00	9,029,000.00				9,029,000.00	2,184,316.60	2,237,806.22	2,079,574.47	2,509,100.05	9,010,797.34	2,172,227.74	2,249,895.08	1,935,772.59	2,372,492.29	8,730,387.70		18,202.66		280,409.64
Special Purpose Fund			52,776,047.00	52,776,047.00	52,776,047.00				52,776,047.00	6,112,251.68	5,863,817.04	4,011,855.77	36,142,723.38	52,130,647.87	6,112,251.68	5,717,120.00	3,379,696.72	35,850,649.30	51,059,717.70		645,399.13	292,074.08	778,856.09
Miscellaneous Personnel Benefits Fund	01101406		29,894,867.00	29,894,867.00	29,894,867.00				29,894,867.00			56,698.50	29,600,671.73	29,657,370.23			56,698.50	29,320,247.65	29,376,948.15		237,496.77	280,424.08	
Miscellaneous Personnel Benefits Fund	000009070000000		29,894,867.00	29,894,867.00	29,894,867.00				29,894,867.00			56,698.50	29,600,671.73	29,657,370.23			56,698.50	29,320,247.65	29,376,948.15		237,496.77	280,424.08	
Performance-Based Bonus	103009070100000		18,098,722.57	18,098,722.57	18,098,722.57				18,098,722.57				18,015,217.92	18,015,217.92				17,961,837.92	17,961,837.92		83,504.65	53,390.00	
PS			18,098,722.57	18,098,722.57	18,098,722.57				18,098,722.57				18,015,217.92	18,015,217.92				17,961,837.92	17,961,837.92		83,504.65	53,390.00	
Funding Requirements for the Filling up of Unfilled Positions	103009070200000		11,796,144.43	11,796,144.43	11,796,144.43				11,796,144.43			56,698.50	11,585,453.81	11,642,152.31			56,698.50	11,358,409.73	11,415,108.23		153,992.12	227,044.08	
PS			11,796,144.43	11,796,144.43	11,796,144.43				11,796,144.43			56,698.50	11,585,453.81	11,642,152.31			56,698.50	11,358,409.73	11,415,108.23		153,992.12	227,044.08	
Pension and Gratuity Fund	01101407		22,881,180.00	22,881,180.00	22,881,180.00				22,881,180.00	6,112,251.68	5,863,817.04	3,955,157.27	6,542,051.65	22,473,277.64	6,112,251.68	5,717,120.00	3,322,998.22	6,530,401.65	21,682,771.55		407,902.36	11,650.00	778,856.09
Pension and Gratuity Fund	000009080000000		22,881,180.00	22,881,180.00	22,881,180.00				22,881,180.00	6,112,251.68	5,863,817.04	3,955,157.27	6,542,051.65	22,473,277.64	6,112,251.68	5,717,120.00	3,322,998.22	6,530,401.65	21,682,771.55		407,902.36	11,650.00	778,856.09
For payment of retirement and terminal leave benefits	282009080200000		13,396,311.00	13,396,311.00	13,396,311.00				13,396,311.00	10,215.97	5,114,000.72	3,361,182.51	4,910,905.72	13,396,304.92	10,215.97	4,967,303.68	3,279,364.22	4,899,255.72	13,156,139.59		6.08	11,650.00	228,515.33
PS			13,396,311.00	13,396,311.00	13,396,311.00				13,396,311.00	10,215.97	5,114,000.72	3,361,182.51	4,910,905.72	13,396,304.92	10,215.97	4,967,303.68	3,279,364.22	4,899,255.72	13,156,139.59		6.08	11,650.00	228,515.33
For payment of monetization of leave credits	103009080400000		9,484,869.00	9,484,869.00	9,484,869.00				9,484,869.00	6,102,035.71	749,816.32	593,974.76	1,631,145.93	9,076,972.72	6,102,035.71	749,816.32	43,634.00	1,631,145.93	8,526,631.96		407,896.28		550,340.76
PS			9,484,869.00	9,484,869.00	9,484,869.00				9,484,869.00	6,102,035.71	749,816.32	593,974.76	1,631,145.93	9,076,972.72	6,102,035.71	749,816.32	43,634.00	1,631,145.93	8,526,631.96		407,896.28		550,340.76
RAND TOTAL		1,750,162,000.00	50,887,012.00	1,801,049,012.00	1,748,183,188.00	1,515,853.00	(29,552.00)	4,381,552.00	1,754,051,021.00	230,623,792.26	355,701,570.74	232,201,899.66	866,598,905.65	1,685,126,168.31	206,498,010.06	302,057,446.72	247,425,127.00	452,140,511.60	1,208,121,085.38	46,997,991.00	68,924,852.69	2,795,530.42	474,209,542.51
PS		742,490,000.00	82,137,011.78	824,627,011.78	780,200,585.00	28,350,852.78	(29,552.00)	29,552.00	808,551,437.78	178,831,754.87	199,370,919.67	159,498,851.52	245,800,148.29	783,501,674.35	160,863,358.95	176,029,593.18	167,097,816.33	266,084,907.55	770,075,676.01	16,075,574.00	25,049,763.43	765,503.12	12,600,495.22
MOOE		810,691,000.00	(28,249,989.78)	782,441,000.22	774,001,583.00	(26,834,999.78)		4,352,000.00	751,518,583.22	49,553,813.04	68,201,324.06	69,216,855.57	522,101,361.32	709,073,353.99	43,396,426.76	66,531,416.03	63,928,877.48	150,500,986.54	324,357,706.81	30,922,417.00	42,445,229.23	1,488,202.28	383,227,444.90
FinEX																							
CO		196,981,000.00	(3,000,000.00)	193,981,000.00	193,981,000.00				193,981,000.00	2,238,224.35	88,129,327.01	3,486,192.57	98,697,396.04	192,551,139.97	2,238,224.35	59,496,437.51	16,398,433.19	35,554,617.51	113,687,712.56		1,429,860.03	541,825.02	78,321,602.39

Certified Correct:  
  
**JOSEPH T. LALOG**  
 Budget Officer  
 Date:



Certified Correct:  
  
**SUSANNA D. SANTOS**  
 Chief Accountant  
 Date:

Recommended By:  
  
**GREG L. PINEDA**  
 Director, FMS  
 Date:

Approved By:  
  
**JOSE MIGUEL R. DE LA ROSA**  
 Agency Head/Department  
 Date: