


Agency: NATIONAL ECONOMIC AND DEVELOPMENT AUTHORITY
Office of the Director General
Amber Avenue, Pasig City
COMBINED CONSOLIDATED SUMMARY PER EXPENSE (CO, NRO AND RDC)
STATEMENT OF ALLOTMENT, OBLIGATIONS AND BALANCES
As of June 30, 2010
Fund 101 - GENERAL FUND AND LOCALLY FUNDED PROJECTS

F/P/P Code	Allotment/ Object Class of Expenditures	Code	ALLOTMENT	OBLIGATIONS INCURRED	BALANCE OF ALLOTMENT
Current Appropriations -					
Summary Programs and Projects					
	Personal Services				
	Salaries and Wages-Regular Pay	701	280,287,708.98	146,588,060.18	133,699,648.80
	Salaries and Wages- Contractual	706	9,105,635.68	2,863,959.45	6,241,676.23
	Step Increment		1,679,000.00		1,679,000.00
	Personnel Economic Relief Allowance (PERA)	711	24,924,125.00	13,711,936.64	11,212,188.36
	Additional Compensation (ADCOM)	712	2,828,500.00	1,334,386.00	1,494,114.00
	Representation Allowance (RA)	713	7,980,100.00	5,498,100.00	2,482,000.00
	Transportation Allowance (TA)	714	7,969,269.96	4,427,903.91	3,541,366.05
	Clothing Allowance	715	4,460,000.00	4,080,000.00	380,000.00
	Subsistence, Laundry and Quarter Allow.	716			
	Productivity Incentive Benefits	717	2,210,000.00	2,038,375.47	171,624.53
	Other Bonuses and Allowances	719			
	Honoraria	720	17,934,364.32	4,176,214.18	13,758,150.14
	Hazard Pay	721			
	Longevity Pay	722	265,000.00	52,808.96	212,191.04
	Overtime and Night Pay	723			
	Cash Gift	724	5,609,000.00	2,595,250.00	3,013,750.00
	Year End Bonus	725	22,151,328.00	10,384,883.05	11,766,444.95
	Life and Retirement Insurance Contributions	731	33,159,000.00	16,087,277.76	17,071,722.24
	Pag-I.B.I.G Contributions	732	1,343,618.90	736,646.26	606,972.64
	PHILHEALTH Contributions	733	2,591,029.24	1,385,422.91	1,205,606.33
	ECC Contributions	734	1,287,140.78	616,117.55	671,023.23
	Terminal Leave Benefits	742	2,114,400.45	1,939,530.44	174,870.01
	Other Personnel Benefits	749	553,461.69	732,945.90	(179,484.21)
	Total Personal Services		428,452,683.00	219,249,818.66	209,202,864.34
	Maint. & Other Operating Expenses(MOOE)		#REF!		
	Traveling Expenses - Local	751	18,834,573.25	6,186,709.40	12,647,863.85
	Traveling Expenses - Foreign	752	1,641,750.00	786,009.56	855,740.44
	Training Expenses	753	10,553,333.32	5,277,721.32	5,275,612.00
	Scholarship Expenses	754	9,069.60	9,069.60	
	Office Supplies Expense	755	15,714,450.10	6,820,975.81	8,893,474.29
	Accountable Forms Expenses	756	57,260.00	60,312.50	(3,052.50)
	Medical,Dental and Laboratory Supplies Exp.	760	27,105.50	27,105.50	
	Gasoline, Oil & Lubricants Expenses	761	6,808,670.70	3,772,054.15	3,036,616.55
	Other Supplies Expenses	765	1,664,033.14	746,281.90	917,751.24
	Water Expenses	766	2,085,558.70	955,431.80	1,130,126.90
	Electricity Expenses	767	16,179,772.49	9,853,487.31	6,326,285.18
	Postage and Deliveries	771	1,164,143.83	361,811.77	802,332.06
	Telephone Expenses - Landline	772	5,940,999.18	2,602,154.65	3,338,844.53
	Telephone Expenses - Mobile	773	1,872,632.51	816,372.07	1,056,260.44
	Internet Expenses	774	9,244,874.00	832,337.54	8,412,536.46
	Cable, Satellite, Telegraph and Radio Exp.	775	133,970.00	47,017.64	86,952.36
	Membership Dues and Contributions to Org.	778	170,000.00	42,700.00	127,300.00
	Awards and Indemnities	779			
	Advertising Expenses	780	264,300.00	75,990.00	188,310.00
	Printing and Binding Expenses	781	5,617,330.77	901,814.35	4,715,516.42
	Rent Expenses	782	5,909,925.00	5,075,653.77	834,271.23
	Representation Expenses	783	16,518,048.07	6,306,928.52	10,211,119.55
	Transportation and Delivery Expenses	784	311,710.15	21,760.15	289,950.00
	Subscription Expenses	786	774,743.00	480,434.68	294,308.32
	Legal Services	791	8,800.00	4,400.00	4,400.00
	Auditing Services	792	607,567.00	283,010.15	324,556.85
	Consultancy Services	793	24,381,290.49	821,074.38	23,560,216.11
	General Services	795	741,366.40	337,672.02	403,694.38
	Janitorial Services	796	4,888,401.25	2,280,893.07	2,607,508.18
	Security Services	797	8,962,226.46	5,451,333.73	3,510,892.73


F/P/P Code	Allotment/ Object Class of Expenditures	Code	ALLOTMENT	OBLIGATIONS INCURRED	BALANCE OF ALLOTMENT
	Other Professional Services	799	2,119,915.75	744,738.35	1,375,177.40
	Repairs and Maint.- Office Buildings	811	2,366,088.33	1,864,215.67	501,872.66
	Repairs and Maint.- Office Equipment	821	940,437.58	532,682.22	407,755.36
	Repairs and Maint.- Furn. & Fixtures	822	627,995.79	443,969.10	184,026.69
	Repairs and Maint.- IT Equipt. & Software	823	1,056,439.46	440,617.01	615,822.45
	Repairs and Maint.- Communication Equipt.	829	7,500.00		7,500.00
	Repairs and Maint.- Other Mach. & Equipt.	840			
	Repairs and Maint.- Motor Vehicles	841	3,417,824.01	1,895,248.67	1,522,575.34
	Repairs and Maint.- Other Prop. Plant & Equipt.	850	1,105,500.00	366,840.80	738,659.20
	Extraordinary Expenses	883	1,708,355.20	968,939.76	739,415.44
	Miscellaneous Expenses	884	1,454,250.00	753,145.75	701,104.25
	Taxes, Duties and Licenses	891	869,523.50	447,010.79	422,512.71
	Fidelity Bond Premiums	892	348,836.25	130,060.52	218,775.73
	Insurance Expenses	893	1,543,634.39	1,228,540.19	315,094.20
	Other Maint. and Operating Expenses	969	13,383,111.83	7,846,153.61	5,536,958.22
	Bank Charges	971		678.31	(678.31)
	Total MOOE		192,037,317.00	78,901,358.09	113,135,958.91
	Capital Outlay				
	Office Building	211			
	Office Equipment	221			
	Furniture and Fixtures	222			
	Information Technology Equipt. & Software	223	29,570,000.00	492,546.00	29,077,454.00
	Motor Vehicles	241			
	Total CO		29,570,000.00	492,546.00	29,077,454.00
	Total Programs and Projects		650,060,000.00	298,643,722.75	351,416,277.25

F/PIP Code	Allotment/ Object Class of Expenditures	Code	ALLOTMENT	OBLIGATIONS INCURRED	BALANCE OF ALLOTMENT
Continuing Appropriations					
	Maint. & Other Operating Expenses(MOOE)		(650,060,000.00)		
	Traveling Expenses - Local	751	970,386.06	324,373.55	646,012.51
	Traveling Expenses - Foreign	752	17,000.00	13,000.00	4,000.00
	Training Expenses	753	2,587,103.96	433,132.02	2,153,971.94
	Scholarship Expenses	754			
	Office Supplies Expense	755	1,577,350.17	444,540.87	1,132,809.30
	Accountable Forms Expenses	756	4,140.00		4,140.00
	Medical,Dental and Laboratory Supplies Exp.	760	15,040.00	1,428.00	13,612.00
	Gasoline, Oil & Lubricants Expenses	761	309,565.51	133,431.75	176,133.76
	Other Supplies Expenses	765	402,484.05	386,273.30	16,210.75
	Water Expenses	766	41,619.57	32,901.54	8,718.03
	Electricity Expenses	767	474,693.30	448,935.53	25,757.77
	Postage and Deliveries	771	91,979.35	40,862.20	51,117.15
	Telephone Expenses - Landline	772	146,755.17	55,495.52	91,259.65
	Telephone Expenses - Mobile	773	82,752.92	17,287.74	65,465.18
	Internet Expenses	774	1,456,682.82	39,597.92	1,417,084.90
	Cable, Satellite,Telegraph and Radio Exp.	775	32,226.90	17,831.99	14,394.91
	Membership Dues and Contributions to Org.	778	14,000.00		14,000.00
	Awards and Indemnities	779			
	Advertising Expenses	780	55,822.00	1,250.00	54,572.00
	Printing and Binding Expenses	781	182,569.65	80,223.15	102,346.50
	Rent Expenses	782	126,564.91	28,163.53	98,401.38
	Representation Expenses	783	590,608.29	365,772.37	224,835.92
	Transportation and Delivery Expenses	784			
	Subscription Expenses	786	182,809.00	86,193.35	96,615.65
	Legal Services	791			
	Auditing Services	792	11,409.35	61.00	11,348.35
	Consultancy Services	793	24,371,713.24		24,371,713.24
	General Services	795	131,847.44	118,800.00	13,047.44
	Janitorial Services	796	343,656.70	130,607.82	213,048.88
	Security Services	797	214,279.74	213,408.80	870.94
	Other Professional Services	799	1,132.50		1,132.50
	Repairs and Maint.- Office Buildings	811	206,271.05	107,970.30	98,300.75
	Repairs and Maint.- Office Equipment	821	101,112.07	12,029.20	89,082.87
	Repairs and Maint.- Furn. & Fixtures	822	6,001.00		6,001.00
	Repairs and Maint.- IT Equipt. & Software	823	136,242.00	22,390.00	113,852.00
	Repairs and Maint.- Communication Equipt.	829			
	Repairs and Maint.- Other Mach. & Equipt.	840			
	Repairs and Maint.- Motor Vehicles	841	175,239.82	86,290.80	88,949.02
	Repairs and Maint.- Other Prop. Plant & Equipt.	850	337,169.28	143,601.73	193,567.55
	Extraordinary Expenses	883	95,666.17	80,000.00	15,666.17
	Miscellaneous Expenses	884	46,436.92	36,436.92	10,000.00
	Taxes, Duties and Licenses	891	7,262.82		7,262.82
	Fidelity Bond Premiums	892	24,713.25	21.25	24,692.00
	Insurance Expenses	893	111,107.11	58,027.67	53,079.44
	Other Maint. and Operating Expenses	969	10,638,759.69	9,555,817.79	1,082,941.90
	Bank Charges	971			
	Total MOOE		46,322,173.78	13,516,157.61	32,806,016.17
	Capital Outlay				
	Office Building	211	14,469,413.04	352,923.00	14,116,490.04
	Office Equipment	221	1,695,882.12	63,830.00	1,632,052.12
	Furnitures and Fixtures	222			
	Information Technology Equipt. & Software	223	55,792,742.37		55,792,742.37
	Motor Vehicles	241	3,200,000.00		3,200,000.00
	Total CO		75,158,037.53	416,753.00	74,741,284.53
	Total Programs and Projects		121,480,211.31	13,932,910.61	107,547,300.70
	Grand Total Current and Continuing Appropriations		771,540,211.31	312,576,633.36	458,963,577.95


Prepared by:


VIRGIO B. BARRON
 Administrative Officer II

Certified by:


VIRGINIA S. ATENTA
 Chief Administrative Officer

NOTED BY:


LIBRADO F. QUTORIANO
 Director IV