

Agency: NATIONAL ECONOMIC AND DEVELOPMENT AUTHORITY  
Office of the Director General  
Amber Avenue, Pasig City  
**COMBINED CONSOLIDATED SUMMARY PER EXPENSE (CO, NRO AND RDC)**  
**STATEMENT OF ALLOTMENT, OBLIGATIONS AND BALANCES**  
As of March 31, 2011  
**Fund 101 - GENERAL FUND AND LOCALLY FUNDED PROJECTS**

F/P/P Code	Code	ALLOTMENT	OBLIGATIONS INCURRED	BALANCE OF ALLOTMENT
<b>Current Appropriations</b>				
<b>Personal Services</b>				
Salaries and Wages-Regular Pay	701	274,352,788.67	112,350,392.17	162,002,396.50
Salaries and Wages- Contractual	706	12,005,000.00	1,429,653.90	10,575,346.10
Personnel Economic Relief Allowance (PERA)	711	25,500,000.00	9,399,496.21	16,100,503.79
Additional Compensation (ADCOM)	712	468,000.00	155,370.96	312,629.04
Representation Allowance (RA)	713	8,070,600.00	3,465,400.00	4,605,200.00
Transportation Allowance (TA)	714	7,986,600.00	2,506,763.23	5,479,836.77
Clothing Allowance	715	4,312,000.00	4,020,000.00	292,000.00
Productivity Incentive Benefits	717	2,163,500.00	1,839,700.00	323,800.00
Other Bonuses and Allowances	719			
Honoraria	720	24,618,000.00	1,371,761.50	23,246,238.50
Longevity Pay	722	294,000.00	78,987.43	215,012.57
Cash Gift	724	5,260,000.00	1,159,375.00	4,100,625.00
Year End Bonus	725	21,678,700.00	5,551,707.50	16,126,992.50
Life and Retirement Insurance Contributions	731	32,858,000.00	9,556,663.36	23,301,336.64
Pag-I.B.I.G Contributions	732	1,417,800.00	361,666.69	1,056,133.31
PHILHEALTH Contributions	733	3,027,500.00	756,186.01	2,271,313.99
ECC Contributions	734	1,416,681.56	327,920.93	1,088,760.63
Terminal Leave Benefits	742	484,479.77	460,612.47	23,867.30
Other Personnel Benefits	749	597,000.00	183,089.24	413,910.76
<b>Total Personal Services</b>		<b>426,540,650.00</b>	<b>154,982,246.60</b>	<b>271,558,403.40</b>
<b>Maint. &amp; Other Operating Expenses(MOOE)</b>				
Traveling Expenses - Local	751	26,527,185.96	2,975,899.64	23,551,286.32
Traveling Expenses - Foreign	752	2,291,000.00	129,992.86	2,161,007.14
Training Expenses	753	14,621,010.40	2,123,445.16	12,497,565.24
Office Supplies Expense	755	23,143,257.52	2,634,193.86	20,509,063.66
Accountable Forms Expenses	756	117,500.00	22,790.90	94,709.10
Medical,Dental and Laboratory Supplies Exp.	760	35,000.00		35,000.00
Gasoline, Oil & Lubricants Expenses	761	9,807,300.00	1,715,299.60	8,092,000.40
Other Supplies Expense	765	1,810,600.00	530,570.29	1,280,029.71
Water Expenses	766	3,294,200.00	329,394.01	2,964,805.99
Electricity Expenses	767	21,150,000.00	3,084,079.30	18,065,920.70
Postage and Deliveries	771	1,566,400.00	134,338.13	1,432,061.87
Telephone Expenses - Landline	772	8,903,182.64	1,019,387.17	7,883,795.47
Telephone Expenses - Mobile	773	2,519,700.00	429,813.06	2,089,886.94
Internet Expenses	774	4,170,980.00	498,124.15	3,672,855.85
Cable, Satellite,Telegraph and Radio Exp.	775	265,000.00	13,460.00	251,540.00
Membership Dues and Contributions to Org.	778	383,400.00	16,600.00	366,800.00
Advertising Expenses	780	314,817.94	11,916.00	302,901.94
Printing and Binding Expenses	781	10,335,700.00	418,000.69	9,917,699.31
Rent Expenses	782	7,494,900.00	2,874,287.53	4,620,612.47
Representation Expenses	783	29,395,299.70	4,499,130.46	24,896,169.24
Transportation and Deliveries Expenses	784	484,000.00	1,400.00	482,600.00
Subscription Expenses	786	1,286,200.00	502,659.14	783,540.86
Legal Services	791	36,800.00	1,100.00	35,700.00
Auditing Services	792	751,760.00	124,803.27	626,956.73
Consultancy Services	793	75,412,292.47	316,271.00	75,096,021.47
General Services	795	566,000.00	138,923.63	427,076.37
Janitorial Services	796	6,585,992.22	822,177.35	5,763,814.87
Security Services	797	10,565,391.44	2,515,674.10	8,049,717.34
Other Professional Services	799	4,868,197.53	348,210.94	4,519,986.59
Repairs and Maint.- Office Buildings	811	2,405,637.50	221,513.85	2,184,123.65
Repairs and Maint.- Office Equipment	821	1,883,676.40	308,195.95	1,575,480.45


F/P/P Code	Code	ALLOTMENT	OBLIGATIONS INCURRED	BALANCE OF ALLOTMENT
Repairs and Maint.- Furn. & Fixtures	822	486,640.00	123,539.36	363,100.64
Repairs and Maint.- IT Equipt. & Software	823	1,435,857.00	122,576.66	1,313,280.34
Repairs and Maint.- Communication Equipt.	829	107,730.00	1,874.00	105,856.00
Repairs and Maint.- Other Mach. & Equipt.	840		60,244.00	(60,244.00)
Repairs and Maint.- Motor Vehicles	841	5,171,800.00	925,330.25	4,246,469.75
Repairs and Maint.- Other Prop. Plant & Equipt.	850	1,456,000.00	143,161.50	1,312,838.50
Extraordinary Expenses	883	2,161,500.00	519,078.10	1,642,421.90
Miscellaneous Expenses	884	2,028,000.00	473,962.50	1,554,037.50
Taxes, Duties and Licenses	891	1,322,404.00	140,019.74	1,182,384.26
Fidelity Bond Premiums	892	551,100.00	88,693.10	462,406.90
Insurance Expenses	893	1,880,225.58	611,125.27	1,269,100.31
Other Maint. and Operating Expenses	969	16,484,361.70	3,450,531.81	13,033,829.89
Bank Charges	971		100.00	(100.00)
<b>Total MOOE</b>		<b>306,078,000.00</b>	<b>35,421,888.33</b>	<b>270,656,111.67</b>
<b>Capital Outlay</b>				
Office Building	211	8,952,000.00		8,952,000.00
IT Equipment and Software	223	12,085,000.00	31,990.00	12,053,010.00
Motor Vehicle	241			
<b>Total CO</b>		<b>21,037,000.00</b>	<b>31,990.00</b>	<b>21,005,010.00</b>
<b>Total</b>		<b>753,655,650.00</b>	<b>190,436,124.93</b>	<b>563,219,525.07</b>
<b>Continuing Appropriation</b>				
<b>Maint. &amp; Other Operating Expenses(MOOE)</b>				
Traveling Expenses - Local	751	4,412,372.95	404,425.40	4,007,947.55
Traveling Expenses - Foreign	752	459,003.16		459,003.16
Training Expenses	753	5,199,412.99	250,424.76	4,948,988.23
Office Supplies Expense	755	4,360,878.51	382,783.77	3,978,094.74
Accountable Forms Expenses	756	3,847.50	1,840.00	2,007.50
Medical,Dental and Laboratiry Supplies Exp.	760	5,029.30		5,029.30
Gasoline, Oil & Lubricants Expenses	761	542,974.87	78,814.06	464,160.81
Other Supplies Expense	765	694,145.87	22,739.18	671,406.69
Water Expenses	766	54,277.59	8,027.82	46,249.77
Electricity Expenses	767	1,850,143.70	75,557.42	1,774,586.28
Postage and Deliveries	771	321,717.84	24,914.34	296,803.50
Telephone Expenses - Landline	772	968,212.38	30,164.42	938,047.96
Telephone Expenses - Mobile	773	329,025.51	18,784.55	310,240.96
Internet Expenses	774	8,409,091.41	53,431.87	8,355,659.54
Cable, Satellite,Telegraph and Radio Exp.	775	2,283.00		2,283.00
Membership Dues and Contributions to Org.	778	21,000.00		21,000.00
Advertising Expenses	780	68,000.00	4,000.00	64,000.00
Printing and Binding Expenses	781	2,394,395.14	182,644.42	2,211,750.72
Rent Expenses	782	78,162.64		78,162.64
Representation Expenses	783	4,471,091.96	1,372,026.33	3,099,065.63
Subscription Expenses	786	100,849.00	8,245.00	92,604.00
Auditing Services	792	62,696.50		62,696.50
Consultancy Services	793	20,783,165.10	857,500.00	19,925,665.10
General Services	795	18,567.57	4,700.00	13,867.57
Janitorial Services	796	64,471.48		64,471.48
Security Services	797	141,413.85	38,732.14	102,681.71
Other Professional Services	799	173,821.51	78,652.26	95,169.25
Repairs and Maint.- Office Buildings	811	1,180,529.56	161,391.00	1,019,138.56
Repairs and Maint.- Office Equipment	821	173,543.50	33,937.00	139,606.50
Repairs and Maint.- Furn. & Fixtures	822	115,978.44	106,050.00	9,928.44
Repairs and Maint.- IT Equipt. & Software	823	300,562.70	15,500.00	285,062.70
Repairs and Maint.- Motor Vehicles	841	865,549.19	91,302.09	774,247.10
Repairs and Maint.- Other Prop. Plant & Equipt.	850	697,238.57	6,520.13	690,718.44
Extraordinary Expenses	883	2,141.60		2,141.60
Miscellaneous Expenses	884	7,283.55		7,283.55
Taxes, Duties and Licenses	891	200,077.51	5,754.12	194,323.39
Fidelity Bond Premiums	892	88,571.25		88,571.25
Insurance Expenses	893	171,288.61	35,019.92	136,268.69
Other Maint. and Operating Expenses	969	1,813,937.31	216,125.77	1,597,811.54
Bank Charges	971			
<b>Total MOOE</b>		<b>61,796,467.12</b>	<b>4,570,972.77</b>	<b>57,225,494.35</b>




F/P/P Code	Code	ALLOTMENT	OBLIGATIONS INCURRED	BALANCE OF ALLOTMENT
<b>Capital Outlay</b>		61,796,467.12		
Office Buildings	211			
Office Equipment	221			
Information Technology Equip. & Software	223	26,144,807.37	57,690.00	26,087,117.37
Motor Vehicles	241	2,000,000.00		2,000,000.00
<b>Total CO</b>		28,144,807.37	57,690.00	28,087,117.37
<b>Total Continuing Appropriation</b>		89,941,274.49	4,628,662.77	85,312,611.72
<b>GRAND TOTAL 101</b>		<b>843,596,924.49</b>	<b>195,064,787.70</b>	<b>648,532,136.79</b>


PREPARED BY

CERTIFIED BY

  
**VIRGILIO B. BARRON**  
 Administrative Officer II

  
**VIRGINIA S. ATENTA**  
 Chief Administrative Officer

NOTED BY

  
**LIBRADO F. QUITORIANO**  
 Director IV