

Agency: NATIONAL ECONOMIC AND DEVELOPMENT AUTHORITY

Office of the Director General


Amber Avenue, Pasig City

COMBINED CONSOLIDATED SUMMARY PER EXPENSE (CO, NRO AND RDC)

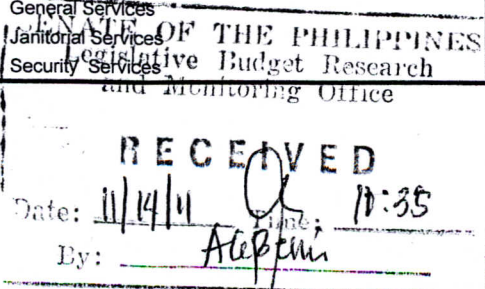
STATEMENT OF ALLOTMENT, OBLIGATIONS AND BALANCES

As of September 30, 2011

Fund 101 - GENERAL FUND AND LOCALLY FUNDED PROJECTS




F/P/P Code	Allotment/ Object Class of Expenditures	Code	ALLOTMENT	OBLIGATIONS INCURRED	BALANCE OF ALLOTMENT
Current Appropriations - Summary Programs and Projects					
	Personal Services				
	Salaries and Wages-Regular Pay	701	333,640,224.83	285,867,519.34	47,772,705.49
	Salaries and Wages- Contractual	706	12,005,000.00	6,516,341.80	5,488,658.20
	Personnel Economic Relief Allowance (PERA)	711	25,952,000.00	21,357,437.96	4,594,562.04
	Representation Allowance (RA)	713	9,651,500.00	8,686,550.00	964,950.00
	Transportation Allowance (TA)	714	7,424,700.00	6,521,457.04	903,242.96
	Clothing Allowance	715	4,312,000.00	4,216,000.00	96,000.00
	Subsistence, Laundry and Quarter Allow.	716	30,000.00	22,500.00	7,500.00
	Productivity Incentive Benefits	717	2,163,500.00	2,010,533.33	152,966.67
	Other Bonuses and Allowances	719			
	Honoraria	720	24,840,600.00	9,305,996.05	15,534,603.95
	Longevity Pay	722	279,000.00	153,789.09	125,210.91
	Overtime and Night Pay	723			
	Cash Gift	724	5,565,000.00	4,021,015.50	1,543,984.50
	Year End Bonus	725	27,508,567.50	19,503,506.54	8,005,060.96
	Life and Retirement Insurance Contributions	731	40,107,587.32	29,495,534.51	10,612,052.81
	Pag-I.B.I.G Contributions	732	1,482,626.80	1,042,026.79	440,600.01
	PHILHEALTH Contributions	733	3,124,160.11	2,217,159.12	907,000.99
	ECC Contributions	734	1,426,117.67	966,571.75	459,545.92
	Terminal Leave Benefits	742	5,120,709.77	5,140,495.20	(19,785.43)
	Other Personnel Benefits	749	162,586.00	463,891.33	(301,305.33)
	Total Personal Services		504,795,880.00	407,508,325.35	97,287,554.65
	Maint. & Other Operating Expenses(MOOE)				
	Traveling Expenses - Local	751	24,750,263.23	9,923,609.54	14,826,653.69
	Traveling Expenses - Foreign	752	2,291,000.00	1,012,365.07	1,278,634.93
	Training Expenses	753	19,382,232.08	5,715,844.77	13,666,387.31
	Scholarship Expenses	754		2,711.50	(2,711.50)
	Office Supplies Expense	755	24,211,001.39	9,291,454.10	14,919,547.29
	Accountable Forms Expenses	756	112,992.00	36,006.65	76,985.35
	Medical, Dental and Laboratory Supplies Exp.	760	35,000.00		35,000.00
	Gasoline, Oil & Lubricants Expenses	761	9,871,083.03	6,348,634.71	3,522,448.32
	Other Supplies Expenses	765	1,815,600.00	1,135,115.03	680,484.97
	Water Expenses	766	3,246,557.53	1,150,272.94	2,096,284.59
	Electricity Expenses	767	21,273,315.45	11,971,322.60	9,301,992.85
	Postage and Deliveries	771	1,799,536.14	523,272.59	1,276,263.55
	Telephone Expenses - Landline	772	8,720,871.29	3,806,335.57	4,914,535.72
	Telephone Expenses - Mobile	773	2,508,087.27	1,291,873.40	1,216,213.87
	Internet Expenses	774	4,277,357.00	1,528,088.69	2,749,268.31
	Cable, Satellite, Telegraph and Radio Exp.	775	265,820.00	97,042.60	168,777.40
	Membership Dues and Contributions to Org.	778	358,699.97	123,240.37	235,459.60
	Advertising Expenses	780	356,000.00	52,472.00	303,528.00
	Printing and Binding Expenses	781	10,674,440.69	1,707,277.00	8,967,163.69
	Rent Expenses	782	7,494,900.00	8,031,572.04	(536,672.04)
	Representation Expenses	783	29,953,687.69	12,696,210.34	17,257,477.35
	Transportation and Delivery Expenses	784	384,922.00	4,169.00	380,753.00
	Subscription Expenses	786	1,262,043.84	660,411.50	601,632.34
	Legal Services	791	31,800.00	6,680.00	25,120.00
	Auditing Services	792	751,760.00	613,428.38	138,331.62
	Consultancy Services	793	74,104,271.45	2,295,443.86	71,808,827.59
	General Services	795	700,262.90	736,228.24	(35,965.34)
	Janitorial Services	796	6,247,162.75	3,729,683.68	2,517,479.07
	Security Services	797	11,195,717.38	8,598,551.63	2,597,165.75




FIP/P Code	Allotment/ Object Class of Expenditures	Code	ALLOTMENT	OBLIGATIONS INCURRED	BALANCE OF ALLOTMENT
	Other Professional Services	799	4,539,945.82	1,046,716.12	3,493,229.70
	Repairs and Maint.- Office Buildings	811	2,709,956.10	1,485,237.74	1,224,718.36
	Repairs and Maint.- Office Equipment	821	1,976,521.66	705,732.48	1,270,789.18
	Repairs and Maint.- Furn. & Fixtures	822	434,640.00	223,153.86	211,486.14
	Repairs and Maint.- IT Equipt. & Software	823	1,340,548.56	424,339.52	916,209.04
	Repairs and Maint.- Communication Equipt.	829	102,920.00	8,526.00	94,394.00
	Repairs and Maint.- Other Mach. & Equipt.	840		26,950.00	(26,950.00)
	Repairs and Maint.- Motor Vehicles	841	4,918,645.73	3,060,967.38	1,857,678.35
	Repairs and Maint.- Other Prop. Plant & Equipt.	850	1,506,000.00	489,939.59	1,016,060.41
	Extraordinary Expenses	883	2,219,552.00	1,592,580.95	626,971.05
	Miscellaneous Expenses	884	1,918,000.00	1,472,057.28	445,942.72
	Taxes, Duties and Licenses	891	1,409,010.39	308,872.09	1,100,138.30
	Fidelity Bond Premiums	892	543,353.75	218,538.63	324,815.12
	Insurance Expenses	893	1,833,708.67	1,604,810.96	228,897.71
	Other Maint. and Operating Expenses	969	17,625,661.24	7,723,136.14	9,902,525.10
	Bank Charges	971		300.00	(300.00)
	Total MOOE		311,154,849.00	113,481,176.54	197,673,672.46
	Capital Outlay				
	Office Building	211	8,952,000.00	186,724.00	8,765,276.00
	Information Technology Equipt. & Software	223	12,085,000.00	514,560.00	11,570,440.00
	Total CO		21,037,000.00	701,284.00	20,335,716.00
Total Programs and Projects			836,987,729.00	521,690,785.89	315,296,943.11
Continuing Appropriations					
	Maint. & Other Operating Expenses(MOOE)				
	Traveling Expenses - Local	751	4,004,613.85	659,267.63	3,345,346.22
	Traveling Expenses - Foreign	752	459,003.16		459,003.16
	Training Expenses	753	5,091,747.03	869,163.83	4,222,583.20
	Office Supplies Expense	755	4,469,231.91	1,541,429.79	2,927,802.12
	Accountable Forms Expenses	756	19,327.50	17,320.00	2,007.50
	Medical,Dental and Laboratory Supplies Exp.	760	5,029.30		5,029.30
	Gasoline, Oil & Lubricants Expenses	761	651,043.45	283,754.67	367,288.78
	Other Supplies Expenses	765	715,429.07	84,344.26	631,084.81
	Water Expenses	766	47,103.62	39,449.50	7,654.12
	Electricity Expenses	767	1,769,141.54	1,557,584.07	211,557.47
	Postage and Deliveries	771	325,677.84	29,044.34	296,633.50
	Telephone Expenses - Landline	772	973,190.26	58,411.66	914,778.60
	Telephone Expenses - Mobile	773	336,000.51	25,759.55	310,240.96
	Internet Expenses	774	8,399,357.54	497,430.87	7,901,926.67
	Cable, Satellite,Telegraph and Radio Exp.	775	2,283.00		2,283.00
	Membership Dues and Contributions to Org.	778	20,000.00		20,000.00
	Advertising Expenses	780	68,000.00	4,000.00	64,000.00
	Printing and Binding Expenses	781	2,909,909.58	1,487,013.97	1,422,895.61
	Rent Expenses	782	120,448.45	138,942.24	(18,493.79)
	Representation Expenses	783	4,686,199.51	1,909,312.50	2,776,887.01
	Transportation and Delivery Expenses	784	172,699.50	699.50	172,000.00
	Subscription Expenses	786	104,064.00	16,612.00	87,452.00
	Legal Services	791	1,800.00	1,800.00	
	Auditing Services	792	62,696.50	11,616.21	51,080.29
	Consultancy Services	793	19,924,577.72	2,807,135.33	17,117,442.39
	General Services	795	18,567.57	4,700.00	13,867.57
	Janitorial Services	796	64,471.48		64,471.48
	Security Services	797	141,413.85	140,114.44	1,299.41
	Other Professional Services	799	173,821.51	78,652.26	95,169.25
	Repairs and Maint.- Office Buildings	811	1,180,529.58	928,777.84	251,751.74
	Repairs and Maint.- Office Equipment	821	173,543.50	43,937.00	129,606.50
	Repairs and Maint.- Furn. & Fixtures	822	112,600.00	106,050.00	6,550.00
	Repairs and Maint.- IT Equipt. & Software	823	300,562.70	31,400.00	269,162.70
	Repairs and Maint.- Motor Vehicles	841	865,629.19	184,268.65	681,360.54
	Repairs and Maint.- Other Prop. Plant & Equipt.	850	697,238.57	16,595.13	680,643.44
	Extraordinary Expenses	883	2,141.60		2,141.60
	Miscellaneous Expenses	884	7,283.55		7,283.55
	Taxes, Duties and Licenses	891	200,077.51	28,099.26	171,978.25
	Fidelity Bond Premiums	892	88,571.25		88,571.25
	Insurance Expenses	893	171,288.61	92,002.08	79,286.53
	Other Maint. and Operating Expenses	969	6,889,030.01	5,932,984.41	956,045.60
	Bank Charges	971	370,883.15	300,759.14	70,124.01
	Total MOOE		66,796,228.47	19,928,432.13	46,867,796.34

F/P/P Code	Allotment/ Object Class of Expenditures	Code	ALLOTMENT	OBLIGATIONS INCURRED	BALANCE OF ALLOTMENT
	Capital Outlay				
	Office Building	211			
	Office Equipment	221			
	Furniture and Fixtures	222			
	Information Technology Equip. & Software	223	26,144,807.37	3,103,050.00	23,041,757.37
	Motor Vehicles	241	2,000,000.00	2,000,000.00	
	Total CO		28,144,807.37	5,103,050.00	23,041,757.37
	Total Programs and Projects		94,941,035.84	25,031,482.13	69,909,553.71
	Grand Total Current and Continuing Appropriations		931,928,764.84	546,722,268.02	385,206,496.82

Prepared by:


VIRGILIO B. BARRON
 Administrative Officer II

Certified by:


VIRGINIA S. ATENTA
 Chief Administrative Officer

Noted by:


ROMEO T. TELPO
 OIC-Director, Administrative Staff